

S. c. 16 NE Cor.

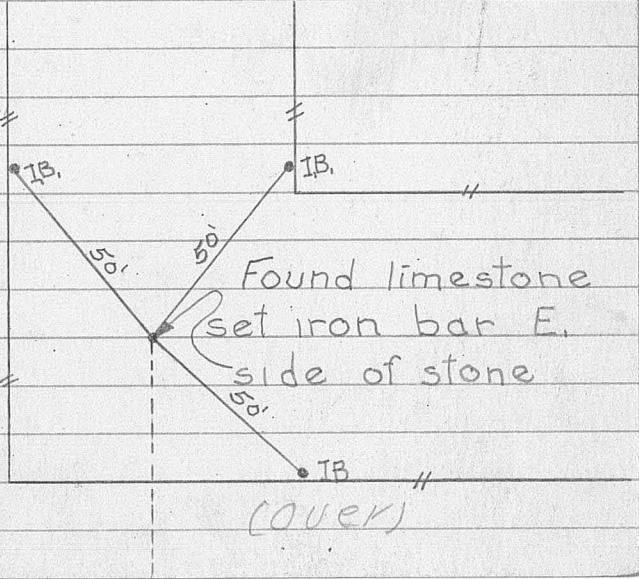

Twp. East Waterloo 4-11-38

Oct. 29th 1936

Sec. 15 Twp. 89 Range 13

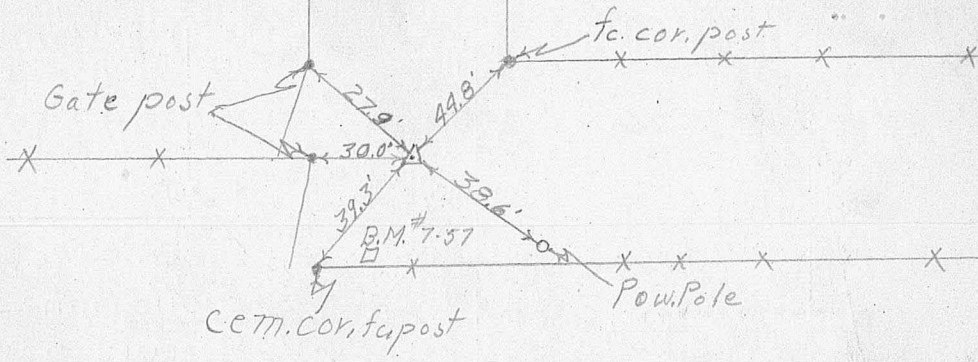
N.W. Corner

Found limestone $10\frac{1}{2} \times 6 \times 4$ "
also iron rod $5\frac{1}{8} \times 30$ "
set C.M. 12" deep



Sec. 9-89-13

sec. 10-89-13



Sec 16-89-13

Sec. 15-89-13