U. S. No. 608

FIELD BOOK

82

NATIONAL
406

19317
19296
21

82

Property of
Black Hawk County
Care of
County Engr.

A

B

Index to Contents. Pages.

Washburn-Gilbertville Co. Rd.

Corner-stone Ties 1-2

Transit Notes 4-19

Prelim. X-Sections 26-40

Washburn-Gilbertville Co. Rd.

X-Sections & Slope Stakes 41-59

Final X-sections 60-75

c

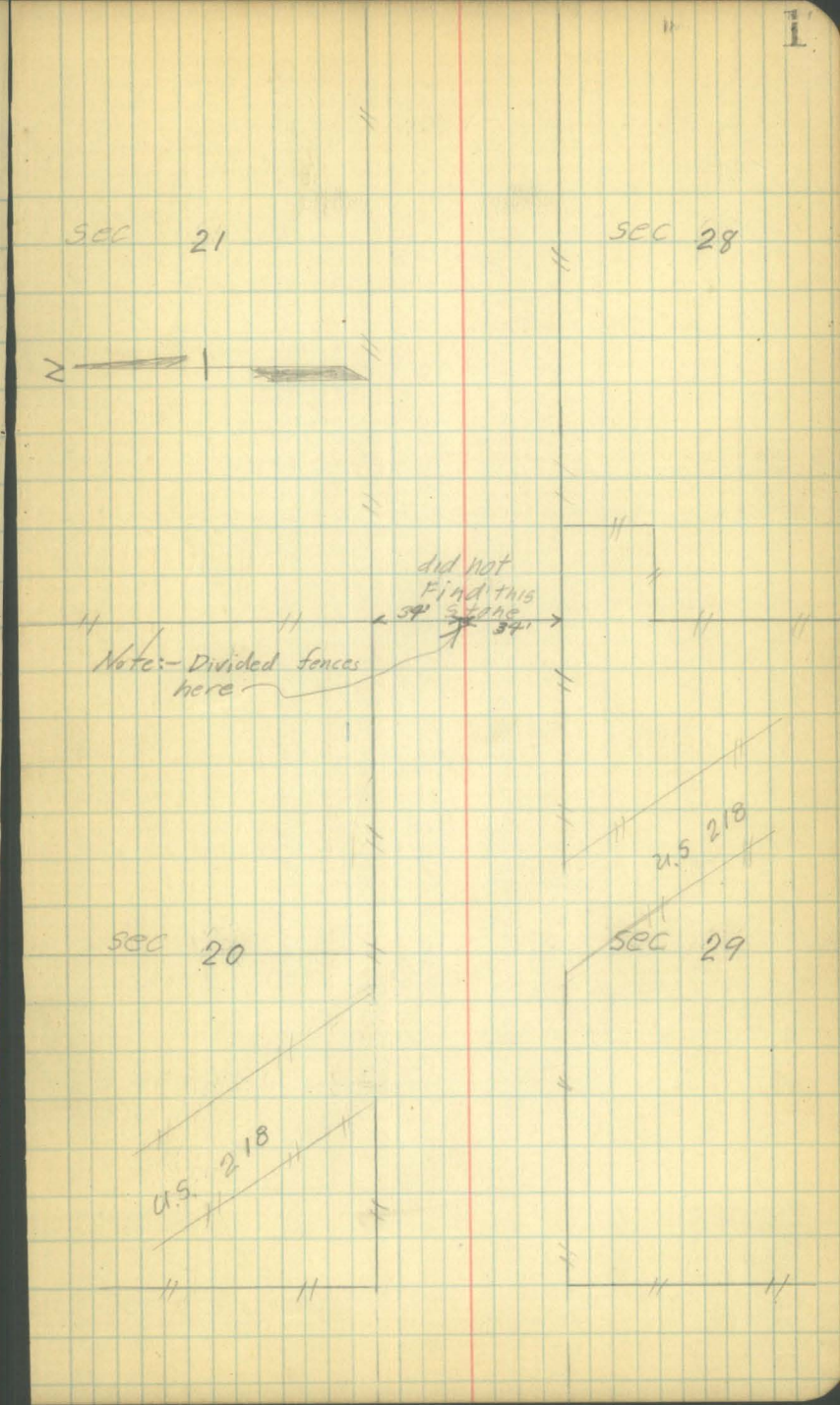
SEC 21
SEC 28
N
did not Find this Stone
Note:- Divided fences here
U.S. 218
SEC 20
SEC 29
U.S. 218



Corner Stone Ties on Washburn-Gilbertville Co. Rd.

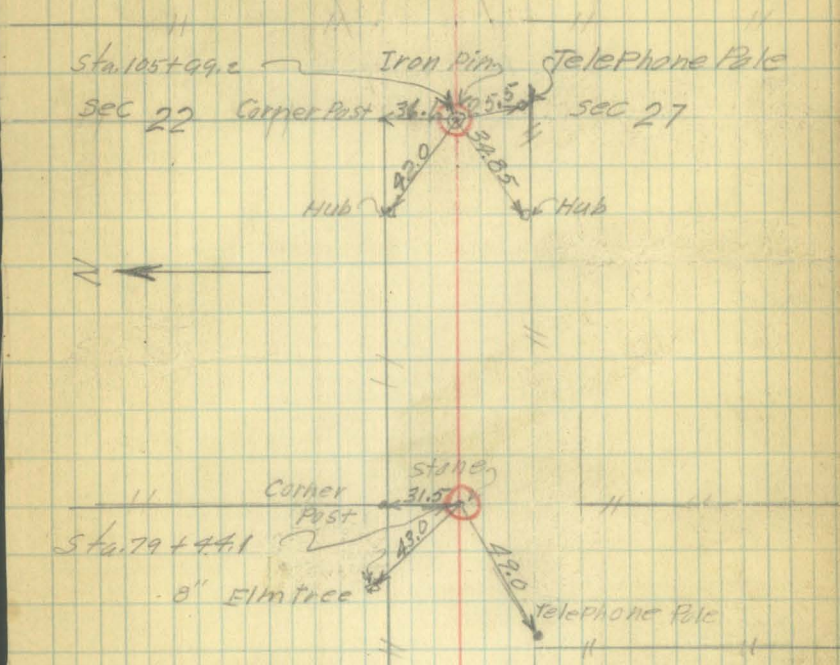

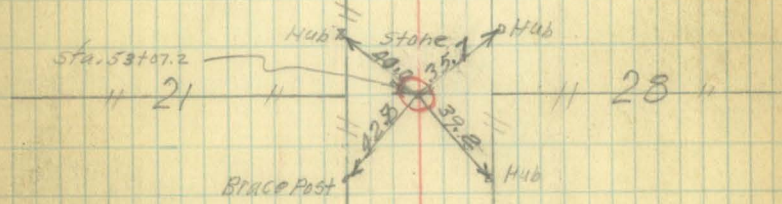


5+00
4+00
3+00
2+00
1+00
0+00
Φ+33
+07
+63
+99
House
+87
+38
House
+07
+96
96'
35'
25'
+13
12"x12" Corr. Pipe
+96
House
+52
Φ+72
+60
Garage & Store
+22
+19
House
+90
Hay Cat
25'
+40'
+88
+33
+05
Φ+03
32'
+18
Store Room
+76
+57
Grocery & Post Office
+38
Side Walk
40'
Side
45'
61'
+63
Walk
+94
House
+53
+20
+20 Φ
Φ+18
32'
Garden
N.
+71
House
+11
Φ+51
87'
Φ+13
+08
Lime Stone = S. 1/4 Corner Sec. 20.
365'
℄ Pole Rt. = 218 ℄
To Marbleton

11+00 = P.O.T.

10+00

9+00

8+00

7+00

6+00




19+00
18+00
17+00
16+00
15+00
14+00
13+00
12+00
+43 ℄
28'
37.5'
Cultivated
+73 = Field Entr.
N
29'
35'
+16 ℄
Cultivated
+09
+87
House
+55
79'
29'
23.5'
12'x22' Corn Bin
+65 = ℄ Drive
17'
℄ +30
+30
Barn
+90
+65
Corn Crib.
+37
℄ +72
12'x20' Carriage
+42
+32 = ℄ Drive
19'
+21
30'
28'
Shed

P.I. = 27+07.8 = Δ = 0°40'Lt.

27+00

26+00

25+00

24+00

23+00

22+08.5 = ℄ Conc. Culv.

22+00

21+00

20+00

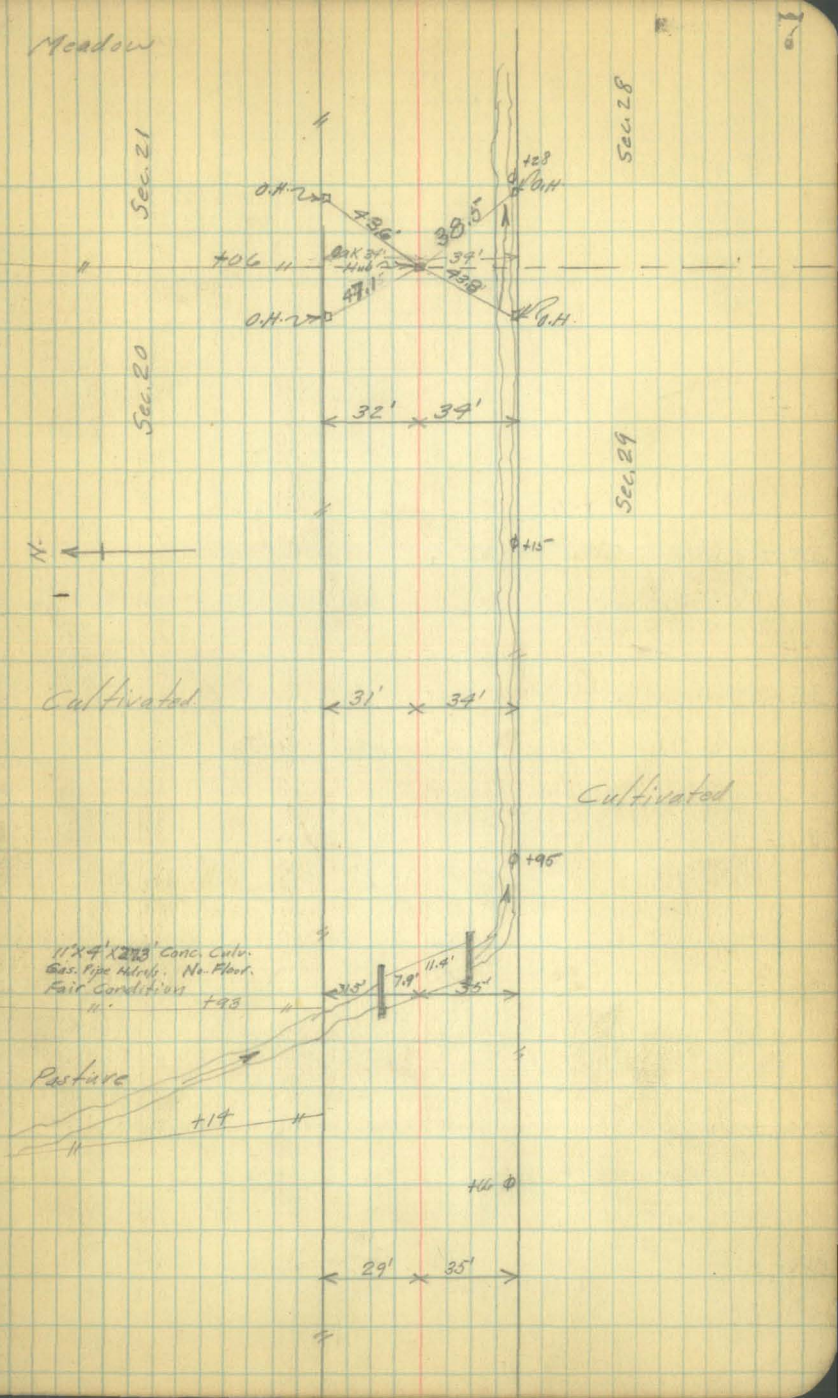

35+00

34+00

33+00

32+33 = ℄ Iron pipe — conc. & Vit. pipe 24" X 30'

32+00

31+00

30+00

29+00

28+00

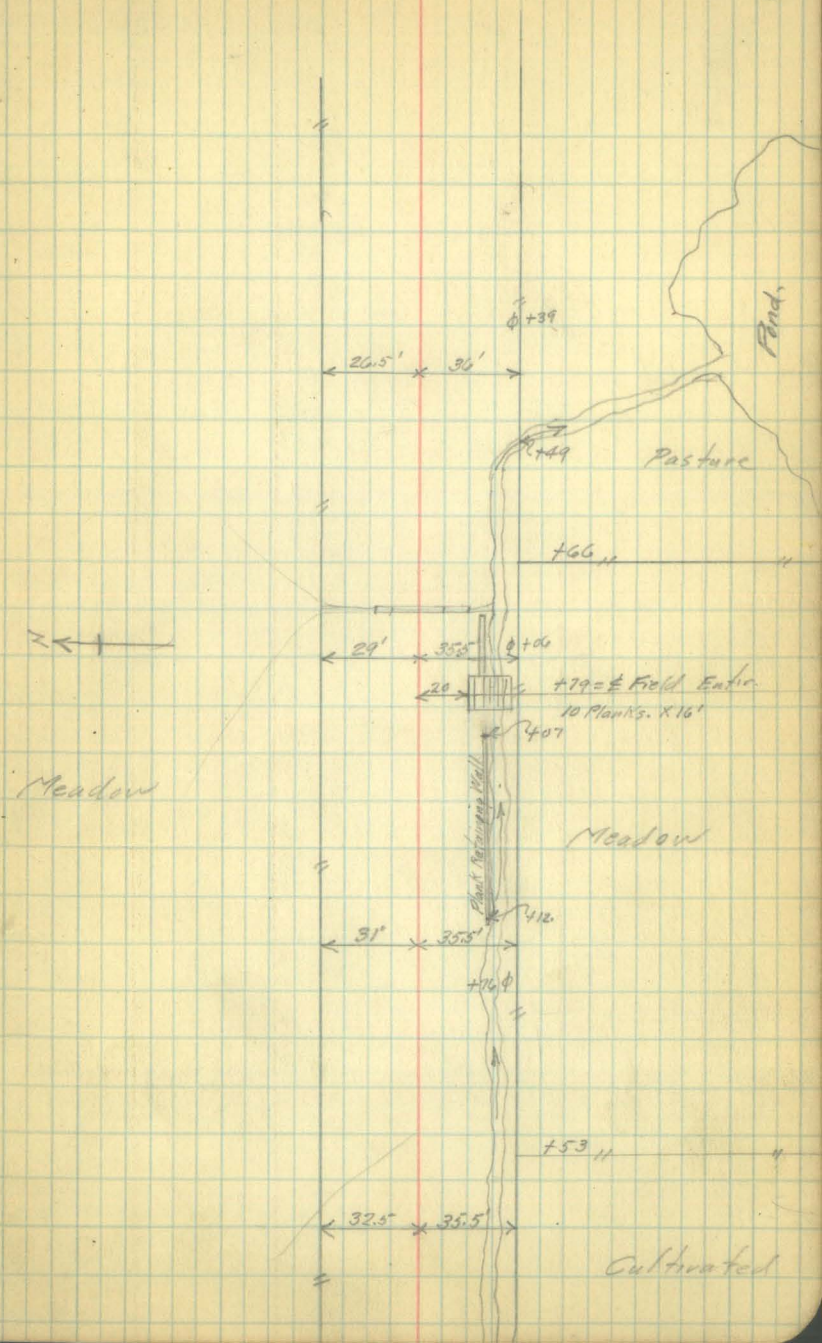

43+00

42+00

41+00

40+00 = P.O.T.

39+00

38+00

37+00

36+00

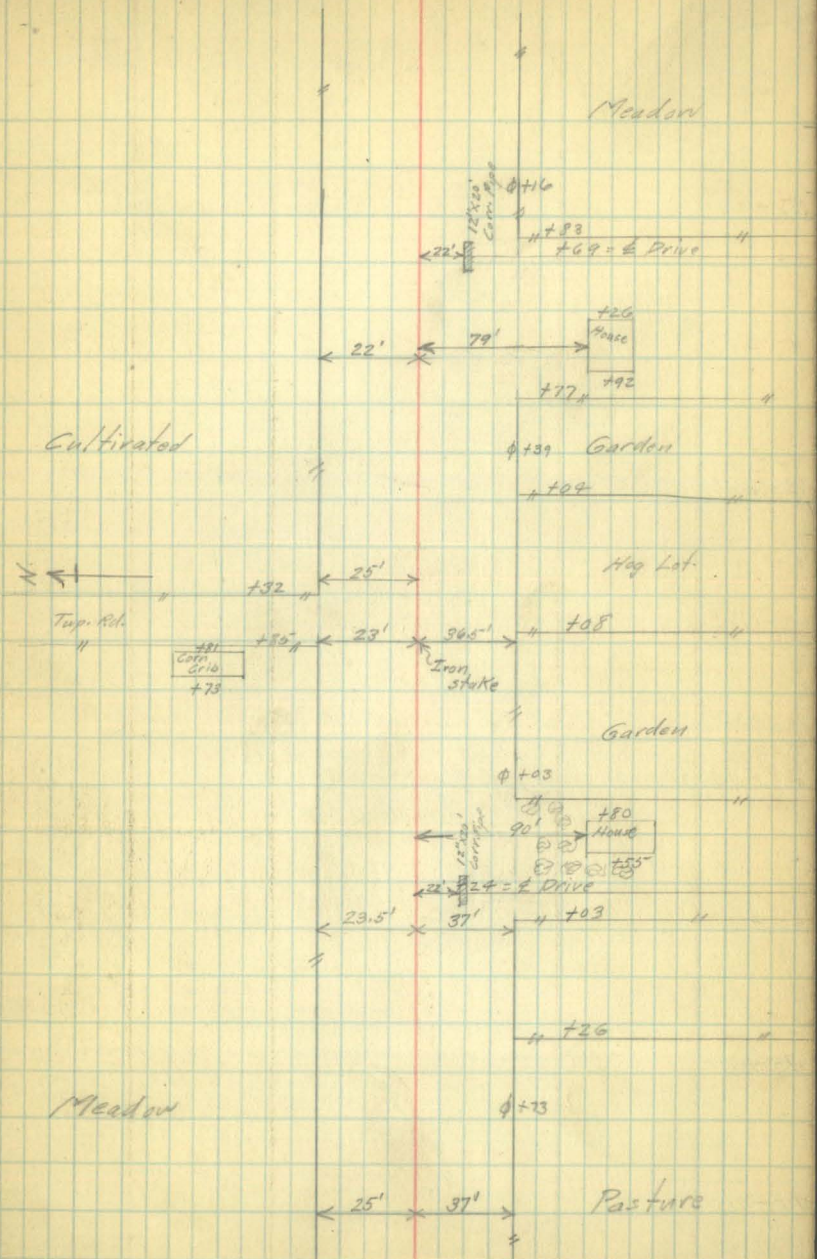

51+00

50+00

49+00

48+00

47+00

46+00

45+00

44+00

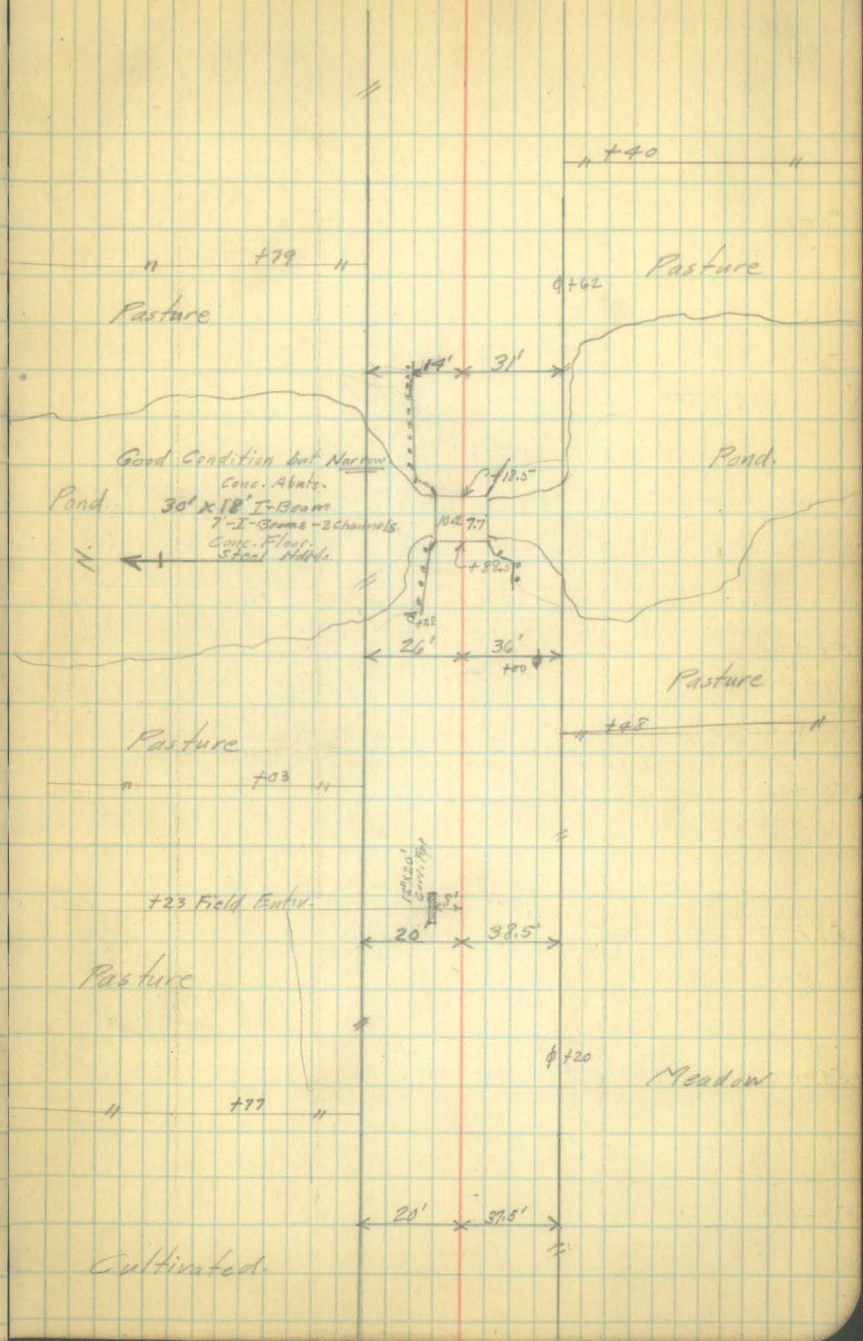

59+00

58+00

57+00

56+00

55+00

54+00

P.I. = 53+072 = Δ = 0°-29' Rt.

53+00

52+00

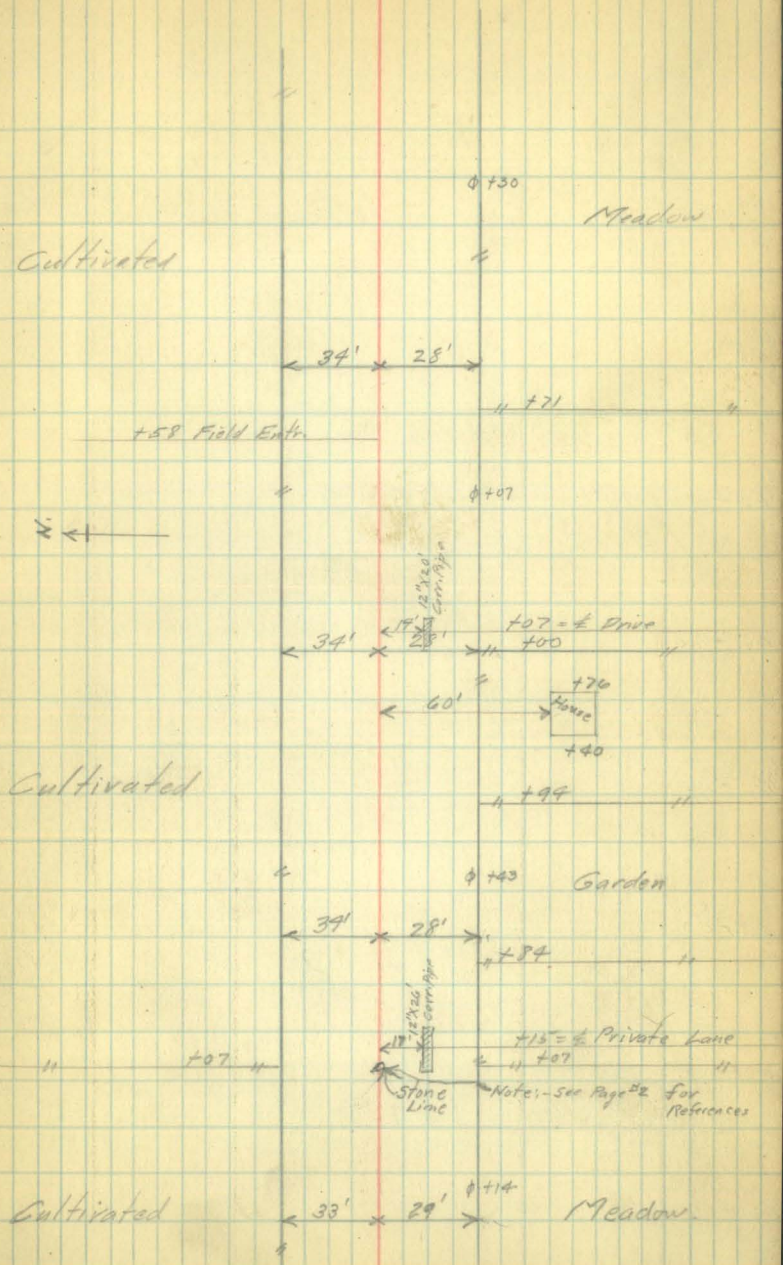

67+00

66+00

65+00

64+00

63+00

62+00

61+00

60+00




75+00
74+00
73+00
72+00
71+00
70+00
69+00
68+00
ϕ 74.8
32'
32'
ϕ 74.5
33'
32.5'
Pasture
Cultivated
ϕ 74.0
34'
33'
ϕ 73.5
34'
32'

83+00

82+00

81+00

80+00

PI = 79+94.1 · Δ = 0°-16' Rt.

79+00

78+00

77+00

76+00

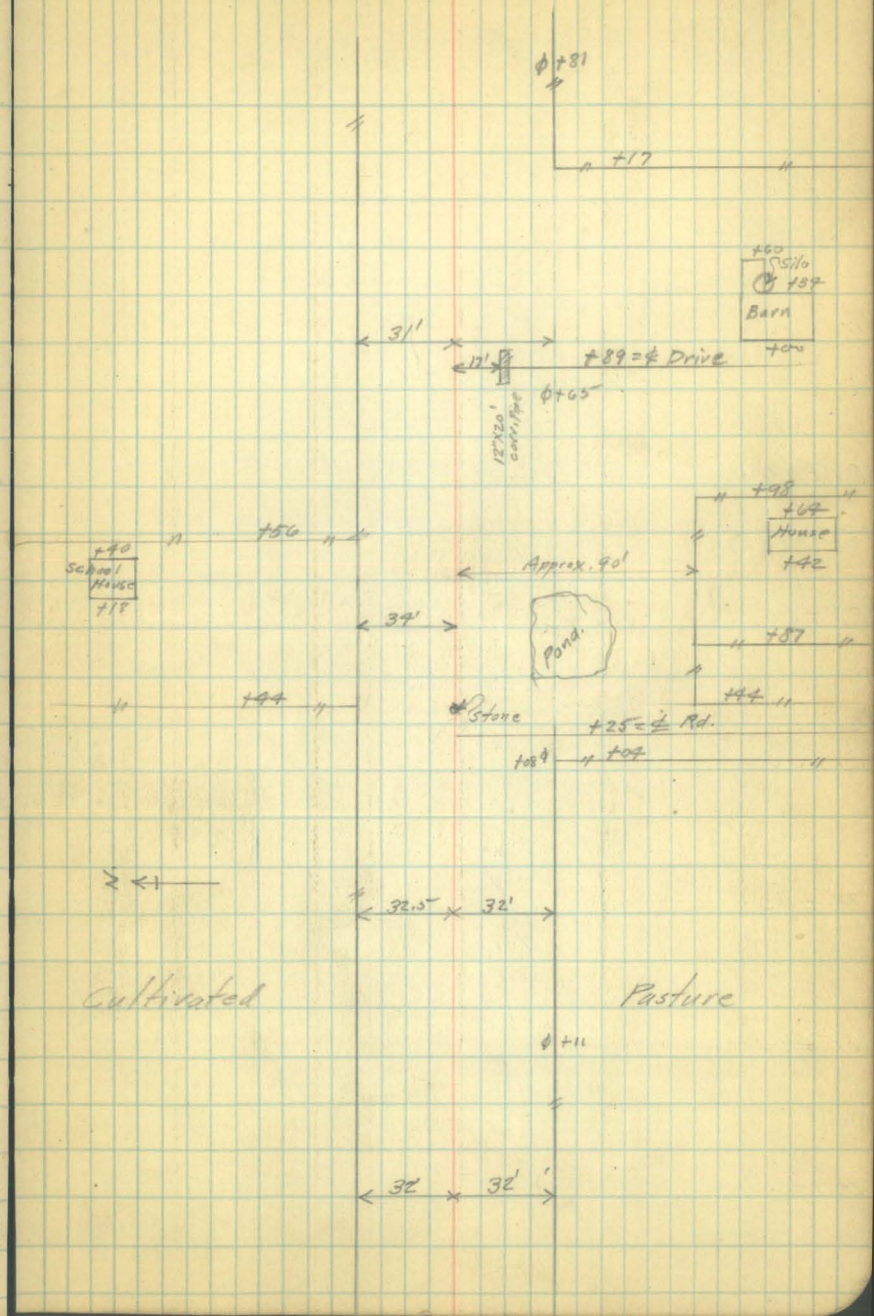


91+00
90+00
89+00
88+00
87+00
86+00
85+00
84+00
+24
+39
31'
33'
Cultivated
Pasture
+21
30'
32.5'
30'
32'
+95
Cultivated.
Pasture
31'
31.5'

99+00

98+00

97+00

96+00

95+00

94+00

93+00

92+00

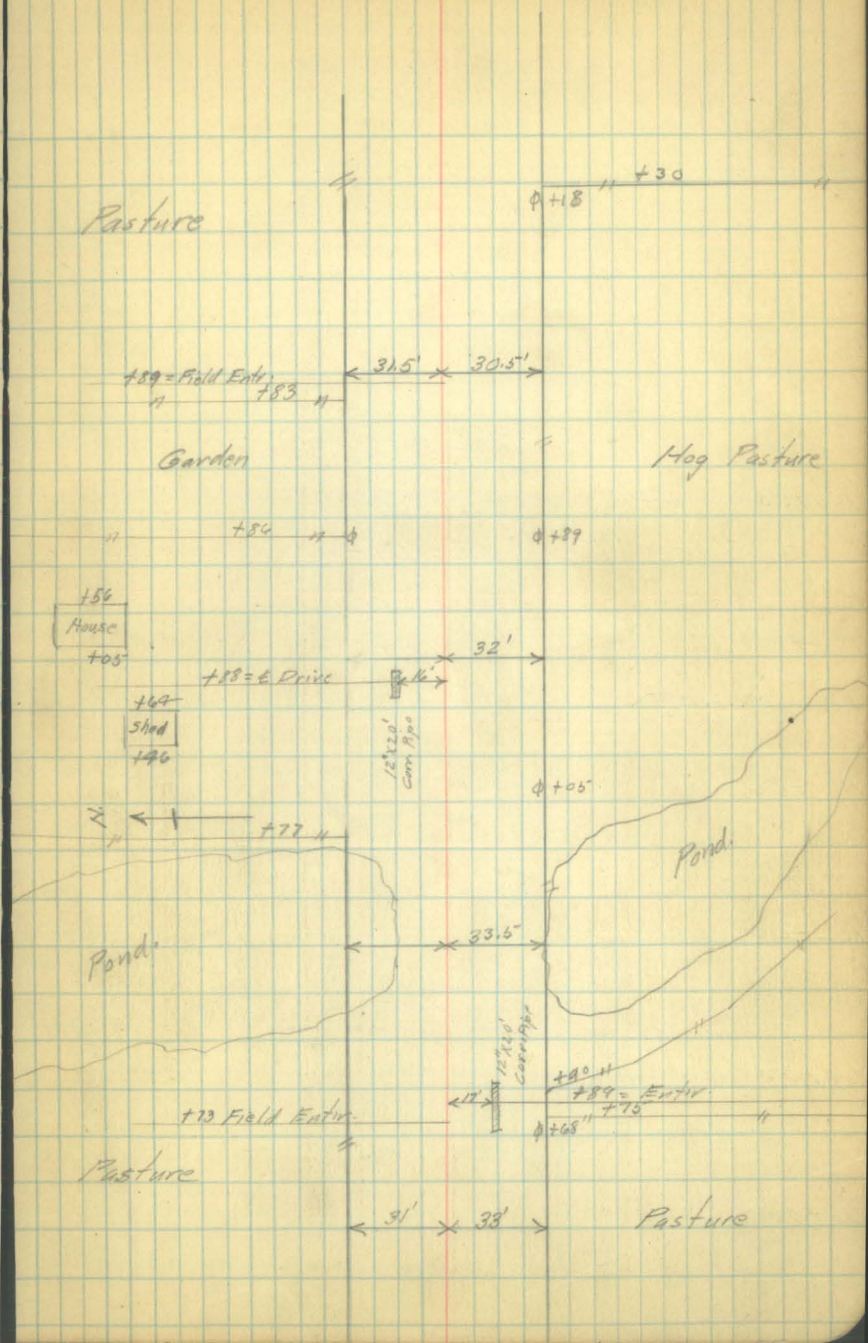

P.T. =
106+99.8 = 10°-10'

106+50 = 7°-41'

106+00 = 5° 11'
105+99.2 = Δ = 25°-20' Lt.

105+50 = 2°-41'

105+00 = 0°-11'

P.C.
104+96.4 = 0°-00'

104+00

103+00

102+00

101+00

100+00

P.I. = 105+99.2

P.C. = 104+86.5

P.T. = 106+89.8

Δ = 20°20' Lt.

D. = 10°-00' Lt.

T. = 102.75

L = 203.33

E. = 9.14

R. = 573.7

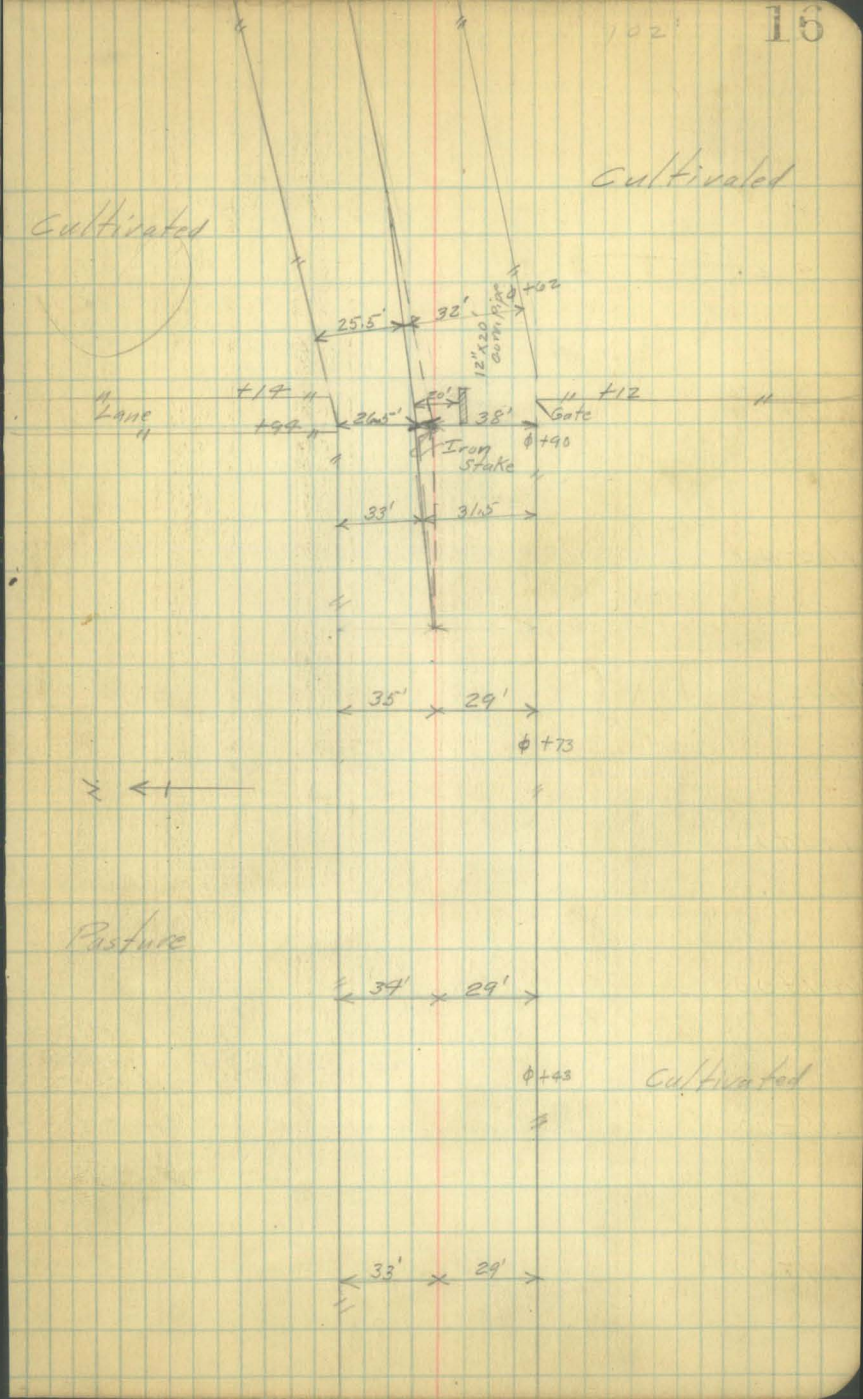

114+00

113+00

112+00

111+00

110+00

109+00

108+00

107+00

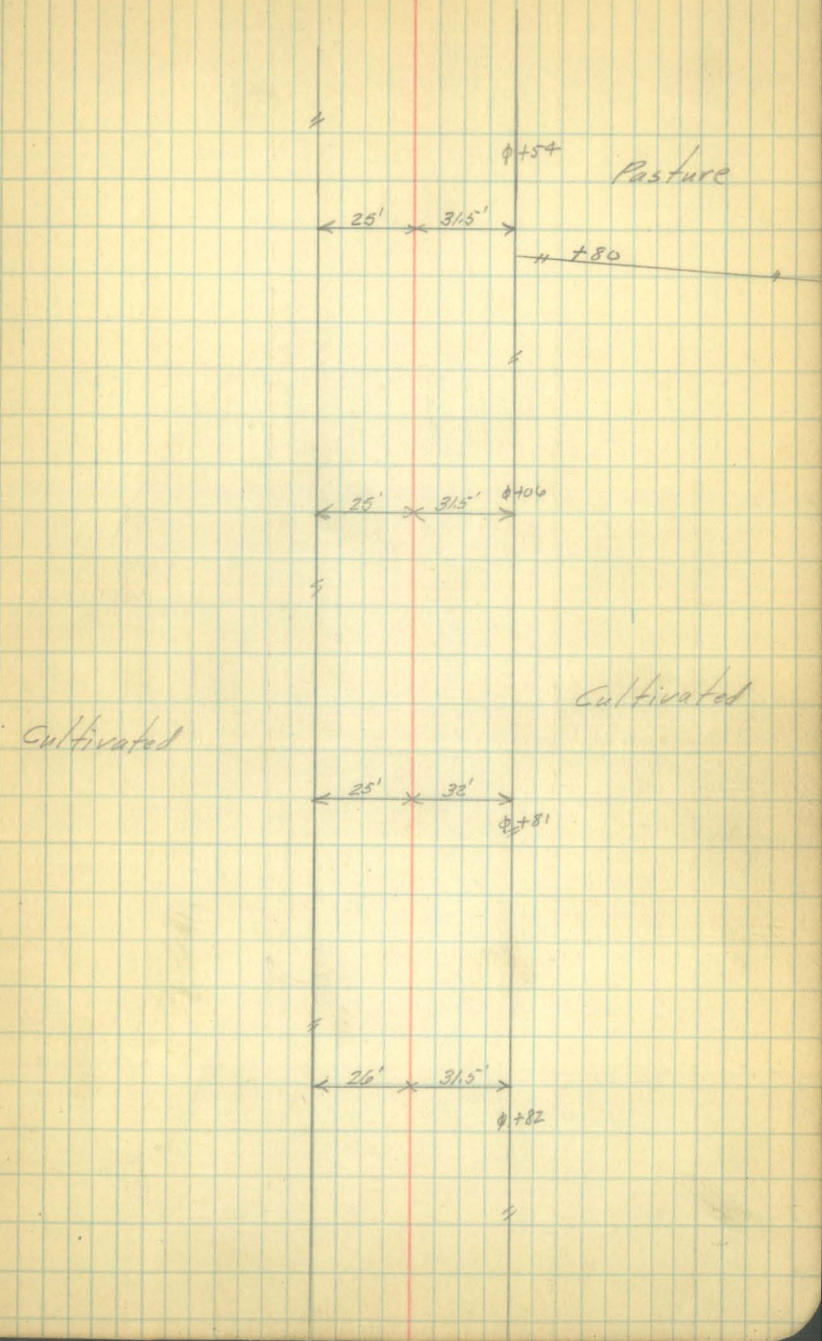


122+00
121+00
120+00
119+00
118+00
117+00
116+95.5 = Δ = 4°-40' Rt.
116+00
115+75 = ℄ Corr. Pipe 18" X 30'
115+00
P.I. Iron Bar
108
27.2
39.7
Trans. Pole
108
26.7
42.0
113.75'
114.5'
East End Conc. Slab

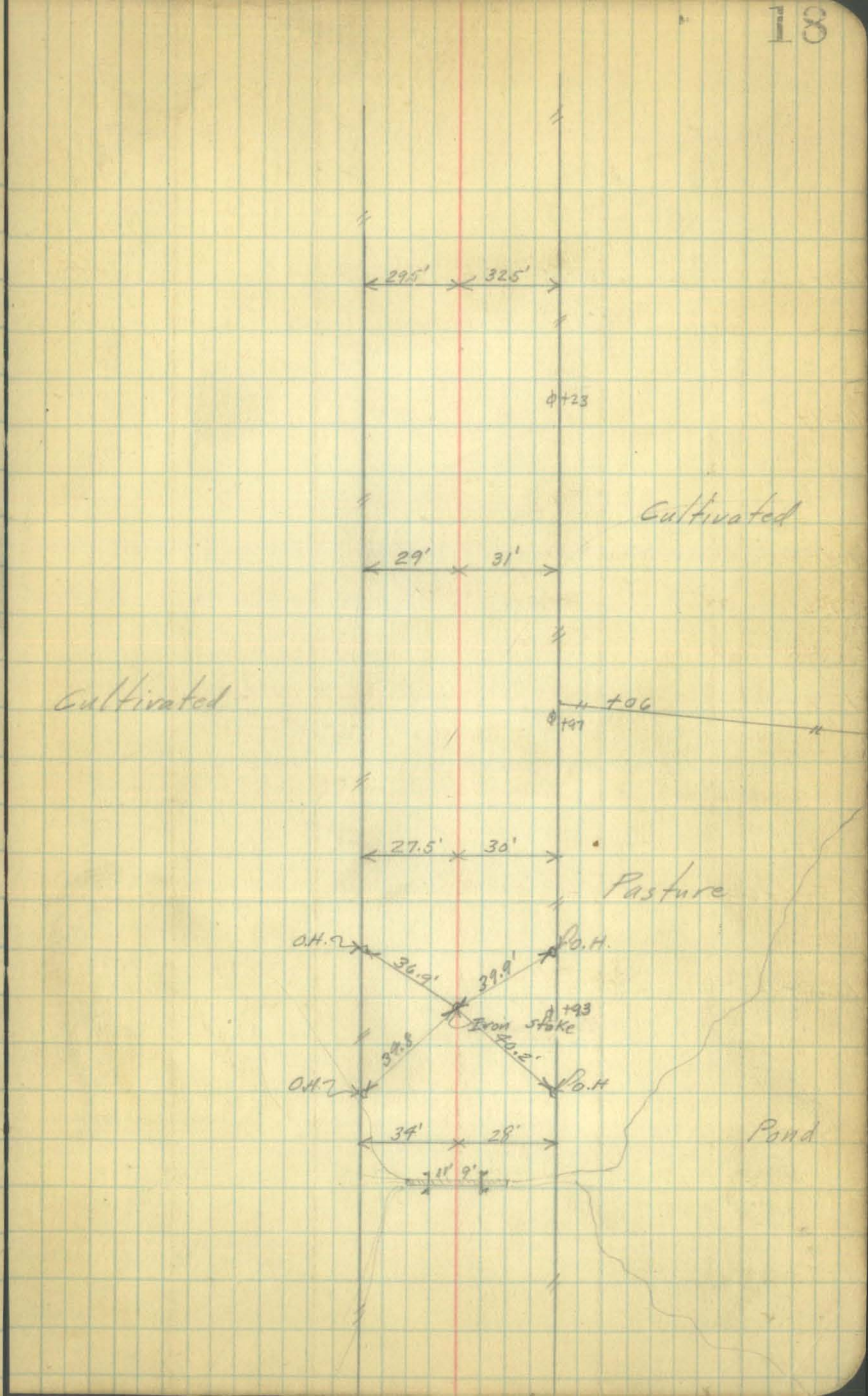
29.5'
32.5'
0+23
Cultivated
29'
31'
Cultivated
0+06
0+97
27.5'
30'
Pasture
O.H.
36.9'
P.O.H.
39.8'
0+93
Iron Stake
39.8
50.2'
O.H.
P.O.H
34'
28'
11'
9'
Pond

(C.W.B. 1958)

Δ - 0°-38' Rt to ℄ Br.

129+92.6 = W. end Hy. Truss Bridge Approch.

130+23.5
125+64.6
458.9

130+248
125+646
460.2

130+248
125+646
46.0.2

129+00

128+00

127+00

126+00

125+64.6 = Δ = 1°-31' Rt.

125+00

124+00

123+00

Side walk

Iron Pipe

C.P.

P.P.

32.1'

39.15'

42.5'

62.1'

Depot.

7 Span High Truss
Bridge Accross Cedar
900' Long 16' Rdwy.
5' Side Walk.

W. end Hy. Truss 130+23.5

Approch

Side walk

+91.6
+24.8

+27

+21

+10'

+13

+74
House
+49

+53
House
+23

62'

23'

57'

+17 = ℄ Field Entr.

+92
+69
House
+44

31'

3145'

55'

+27

+87
House
+83

3015'

66'

Side walk Gutter

+26

Cultivated.

+52

+37
House
+10

64'

38'

39.8'

42.5'

Iron Stakes

+34

+25
Depot
+01

36'

+16

+82 ℄ Side Walk

+63 = ℄ Main Line M.C.R.R.N.Y.

+33

+72 = ℄ Field Entr.

+81

24"x20' Iron Pipe

+75'

+70 = ℄ Field Entr.

22'

12.0 w of ℄ MH.

P.I @ 140+55.3
195.0 to Br P.I
D=12°-12

148+42 E Line Main

145+83.2 = pd in 2nd st

142+70 — in 1st st

D = 13°-33' = 140+55.3

1963

139+23.8

238
703
00
1

142+00

30

+15

10/29/28

Sta.	B.S.	H.I.	F.S.	Elev.
B.M.	3.74	834.44 ✓		830.70 ✓
0 − 31.5 = ℄ Pavement at Intersection Rim #218				
0+00				
1+00				
2+00				
3+00				
⊙	6.55	834.48 ✓	6.51	827.93 ✓
4+00				
5+00				
+25 = Yardage ends here				
5+40				
5+75 = ℄ W. Side Track.				
6+00				
6+27 = ℄ Main Track.				
6+79 = ℄ E. Side Track				

Washburn-Gilberfville Co. Rd.
Prelim. X-Sections

Rim. Rd. #218

⊗ on N.E. Corner Schoolhouse Step in Washburn Sta. 487+30

31.2	31.1	31.1	31.1	31.1
3.2	3.3	3.3	3.3	3.3
53	18	0	19	50

30.9	30.3	29.8	29.6	30.0	30.3	30.8	30.7	31.0	30.9	31.0
3.5	4.1	4.6	4.8	4.4	4.1	3.6	3.7	3.4	3.5	3.4
33	31	28	19	16	10	0	12	26	33	40

29.7	29.5	29.3	29.1	29.3	29.4	29.0	28.8	28.8	30.3	30.3
4.7	4.9	5.1	5.3	5.1	5.0	5.4	5.6	5.6	4.1	4.1
33	30	22	17	13	0	14	17	22	27	33

28.6	28.6	28.4	28.3	28.6	28.8	28.2	28.1	27.8	27.9	28.7	28.8
5.8	5.8	6.0	6.1	5.8	5.6	6.2	6.3	6.6	6.5	5.7	5.6
33	28	21	16	12	3	12	16	19	23	27	33

28.4	28.4	28.4	27.6	27.6	28.1	28.2	28.5	28.2	27.4	27.4	27.8	27.7
6.0	6.0	6.0	6.8	6.8	6.3	6.2	5.9	6.2	7.0	7.0	6.6	6.7
33	30	23	21	20	19	14	0	14	19	23	27	33

28.1	28.1	28.2	27.2	27.2	28.1	28.2	28.5	28.1	28.0	27.2	27.4	28.4	28.5	28.5
6.4	6.4	6.3	7.3	7.3	6.4	6.3	6.0	6.4	6.5	7.3	7.1	6.1	6.0	6.0
33	30	25	23	21	18	12	0	13	18	20	22	25	30	33

28.8	28.7	28.2	28.2	28.3	28.3	28.1	27.6	27.7	28.1	28.7	29.4
5.7	5.8	6.3	6.3	6.2	6.2	6.4	6.9	6.8	6.4	5.6	5.1
33	29	26	16	8	0	16	20	23	25	27	33

29.2	29.4	29.1	28.5	28.6	28.7	28.7	28.5	28.6	28.8	29.0	
5.3	5.1	5.4	6.0	5.9	5.8	5.8	6.0	5.9	5.7	5.5	
33	27	18	14	9	0	15	19	27	30	33	

29.9
4.6
0

30.1
4.4
0

30.4
4.1
0

29.9
4.6
0

Sta.	B.S.	H.I.	F.S.	Elev.
		834.48 ✓		
7+00 =				
8+00 = Yardage begins here				
9+00				
B.M.	4.63	834.38 ✓	4.73	829.75 ✓
10+00				
11+00				
11+50				
12+00				
13+00				
14+00				
15+00				
⊙	1.69	827.68 ✓	8.39	825.99 ✓
16+00				

30.8 30.2 29.6 29.7 29.9 29.8 29.4 29.4 29.5
3.7 4.3 4.9 4.8 4.6 4.7 5.1 5.1 5.0
33 27 20 10 0 15 21 31 33

32.1 31.1 30.0 29.8 30.2 30.4 30.6 30.3 30.2 30.3 30.4
2.7 3.4 4.5 4.7 4.3 4.1 3.9 4.2 4.3 4.2 3.9
33 27 24 22 19 9 0 11 19 25 33

31.6 31.3 30.3 29.2 29.1 29.4 30.0 30.0 29.7 29.4 29.5 30.9 31.0 31.0
2.9 3.2 4.2 5.3 5.4 5.1 4.5 4.5 4.8 5.1 5.0 3.6 3.5 3.5
33 28 29 20 17 16 13 0 12 14 19 22 28 33

Spike in root 15" 50 ft Mark S. Side Rd. Sta. 9+52

29.1 29.3 29.3 28.7 28.6 29.7 29.8 29.6 29.9 29.1 29.5 29.4 29.4
5.3 5.0 5.1 5.7 5.8 5.7 4.6 4.8 5.4 5.3 4.9 5.0 5.0
33 27 21 19 15 13 0 12 15 19 22 29 33

29.6 30.1 30.5 28.9 28.6 30.2 30.2 29.7 29.2 29.9 30.5 31.1 31.4
4.8 4.3 3.9 5.5 5.8 4.2 4.2 4.7 5.2 5.0 3.9 3.3 3.0
33 30 25 20 17 12 0 13 16 19 22 28 33

29.7 30.3 30.8 30.4 28.7 28.6 30.2 29.9 30.4 30.0 29.0 29.8 30.1 31.3 31.8 31.9
4.7 4.1 3.6 4.0 5.7 5.8 4.2 4.5 4.0 4.4 5.4 5.1 4.3 3.1 2.6 2.5
33 29 24 21 19 16 12 10 0 12 14 17 19 23 28 33

29.2 29.4 29.6 28.7 28.0 28.6 29.2 29.6 29.1 28.5 27.6 29.3 30.3 30.7 31.0
5.2 5.0 4.8 6.2 6.4 5.8 5.2 4.8 5.3 5.4 6.0 5.1 4.1 3.7 3.4
32 29 23 19 16 13 12 0 12 14 18 20 24 28 33

27.4 27.1 27.3 26.1 26.6 27.7 27.9 27.8 26.9 26.9 25.7 25.8 27.6 27.8
7.0 6.7 7.1 7.7 7.8 6.7 6.5 6.6 7.5 7.5 8.7 8.6 6.8 6.8
33 25 21 19 15 10 0 14 17 20 22 24 26 33

27.1 27.1 27.1 25.4 25.4 26.8 26.9 26.8 25.8 25.1 25.5 27.1 27.5
6.7 6.7 7.3 8.0 8.0 7.6 7.5 7.6 8.4 9.3 8.9 7.3 6.9
33 26 20 17 15 12 0 14 20 22 25 27 33

30.1 30.0 29.3 27.9 29.9 24.9 25.9 26.0 25.8 25.3 23.9 24.7 26.3 29.1 29.7
4.3 4.4 5.1 7.4 9.5 8.0 8.5 8.4 8.6 9.1 10.5 10.2 8.1 5.3 4.7
33 28 25 19 16 13 10 0 14 18 21 23 26 31 33

24.0 24.3 24.1 22.4 22.7 22.8 24.3 24.4 24.7 23.9 23.1 23.0 24.0 25.1 26.9
3.7 3.4 3.6 5.3 5.5 4.9 3.4 3.3 3.5 3.8 4.4 4.7 3.7 2.6 0.8
33 29 24 22 18 14 9 0 15 18 20 23 26 30 33

Sta.	B.S.	H.I.	F.S.	Elev.
		827.68		
17+00				
18+00				
19+00				
20+00				
⊙	4.39	825.47	6.60	821.08
21+00				
21+93 = W. end N. Hdwl.				
22+00 = ℄ of N. Hdwl.				
22+11 = W. end S. Hdwl. = E. end N. Hdwl.				
22+20 = ℄ S. Hdwl.				
22+28 = E. end S. Hdwl.				
23+00				

21.7	22.1	20.9	20.6	22.5	22.8	22.6	22.3	22.7	22.1	22.6		
6.0	5.6	6.8	7.1	5.0	4.9	5.1	5.4	5.5	5.6	5.1		
33	26	21	15	9	0	14	16	23	30	33		
21.5	21.6	19.9	19.6	20.7	21.7	21.9	21.8	20.8	20.2	19.5	19.9	21.3	21.7
6.2	6.1	7.8	8.1	7.0	6.0	5.8	5.9	6.9	7.5	8.2	8.3	6.9	6.3
33	26	22	17	14	9	0	14	16	21	23	27	31	33
20.9	20.9	19.6	19.5	19.6	21.2	21.3	21.2	19.9	18.7	18.7	20.0	20.4	
6.8	6.8	8.1	8.2	8.1	6.5	6.4	6.5	7.8	9.0	9.0	7.7	7.3	
33	27	24	20	16	11	0	13	16	22	27	30	33	
20.5	20.6	19.1	18.9	20.0	21.0	21.1	20.7	19.3	18.6	18.7	20.0	20.2	
7.2	7.1	8.6	8.9	7.7	6.7	6.6	7.0	8.4	9.1	9.0	7.7	7.5	
33	28	24	19	14	10	0	13	18	23	29	31	33	
17.9	18.5	17.5	17.5	19.2	20.5	20.5	20.1	19.0	18.6	18.6	20.1	20.3	
7.6	7.1	8.0	8.0	7.3	5.0	5.0	5.9	6.5	6.9	6.9	5.9	5.7	
33	27	24	19	13	7	0	14	17	23	29	32	33	
15.9	16.7	18.0	17.9	16.9	15.6	15.3	16.4	20.9	20.7	20.5	19.2	18.5	18.2	19.0	19.2
9.7	8.8	7.5	7.6	8.6	9.9	10.2	9.1	4.6	4.8	5.0	6.3	7.0	7.3	6.5	6.3
33	27	27	24	20	18	15	11	7	0	12	18	23	29	32	33
15.7	15.8	15.0	15.5	21.3	21.3	20.8	20.8	19.2	19.6	18.2	19.1		
9.8	9.7	10.5	10.2	4.2	4.2	4.7	4.7	6.3	6.9	7.3	6.5		
100	50	35	29	8.9	7.9	0	12	19	24	29	33		
17.9	18.0	18.1	17.1	17.0	17.7	19.2	20.9	20.8	20.8	19.6	19.9	18.7	18.6	19.9	
7.6	7.5	7.4	8.4	8.5	7.8	6.3	4.6	4.7	4.7	5.9	6.6	6.8	6.9	6.3	
33	31	25	21	18	15	11	7	0	11	15	20	26	29	33	
18.0	18.6	18.1	17.1	16.9	18.2	20.6	20.7	21.0	21.3	21.5	15.4		
7.5	6.9	7.4	8.4	8.6	7.3	5.9	4.8	4.5	4.2	4.2	10.1		
33	29	25	21	17	13	8	0	11.5	11.5	12.5	12.5		
18.0	18.6	18.1	17.1	17.0	18.2	20.5	20.6	20.9	15.2	15.3	16.6	16.9	18.6	19.3	
7.5	6.9	7.4	8.4	8.5	7.3	5.0	4.9	5.1	10.3	10.2	8.9	8.7	6.9	6.2	
33	29	26	21	18	13	8	0	11	14	18	20	27	30	33	
18.9	18.7	16.6	16.9	18.3	19.8	20.1	19.8	18.8	15.8	14.9	15.0	18.6	19.3	
6.6	6.8	8.9	9.1	7.2	5.7	5.4	5.7	6.3	9.7	10.6	10.5	6.9	6.2	
33	27	23	20	15	10	0	11	16	20	23	26	30	33	

Sta.	B.S.	H.I.	F.S.	Elev.
		825.47✓		
24+00				
25+00				
⊙	5.22	823.85✓	6.84	818.63✓
26+00				
27+00				
28+00				
29+00				
30+00				
⊙	3.83	822.69✓	4.99	818.86✓
31+00				
32+00				
33+00				
34+00				

18.6	18.5	16.7	16.4	17.8	19.4	19.8	19.3	18.3	15.9	14.9	13.5	16.5	18.9	19.1
6.9	7.0	7.3	9.1	7.7	5.9	5.7	6.2	7.2	9.6	10.6	10.0	9.0	6.6	6.4
33	29	25	20	16	11	0	11	15	19	21	23	23	30	33
18.1	17.7	16.1	16.1	17.9	19.4	19.4	19.0	18.0	17.2	15.8	14.9	15.1	17.5	17.5
7.4	7.8	9.4	9.5	7.6	6.1	6.1	6.5	7.5	8.3	9.7	10.6	10.4	9.0	8.0
33	28	25	23	18	12	0	10	12	16	19	20	25	23	33
18.3	18.0	17.0	17.1	17.9	18.4	18.7	18.9	17.3	16.7	15.7	14.7	14.9	18.0	18.9
5.6	5.9	6.9	6.8	6.5	5.5	5.2	5.5	6.6	7.2	8.2	9.7	9.1	5.9	5.6
33	30	23	23	17	15	0	11	14	17	19	21	26	29	33
18.9	18.1	17.3	17.1	17.9	18.7	18.6	18.2	17.4	15.6	14.3	14.8	16.1	17.1	17.0
5.0	5.8	6.6	6.8	6.0	5.2	5.3	5.7	6.5	8.3	9.6	9.1	7.8	6.8	6.9
33	28	26	23	20	15	0	10	14	17	19	23	25	30	33
19.4	19.2	18.6	18.1	17.7	17.6	18.3	19.4	19.8	19.1	16.0	14.9	14.9	16.1	18.8	19.2
4.5	4.7	5.3	5.8	6.2	6.3	5.6	4.5	4.1	4.8	7.9	9.0	9.0	7.8	5.1	4.7
33	31	29	29	22	20	18	14	0	13	17	20	24	27	31	33
19.6	19.2	17.8	17.4	19.4	19.7	19.2	18.0	17.9	13.7	13.7	14.0	15.0	18.9	18.7
4.3	4.7	6.1	6.5	4.5	4.2	4.7	5.9	6.0	10.3	10.2	8.5	8.9	5.9	5.6
33	28	23	17	13	0	10	12	14	14	18	19	23	27	33
17.1	17.0	14.4	16.1	16.3	17.3	18.3	18.7	18.4	17.6	15.4	14.9	13.2	13.1	15.6	17.0	17.0
6.8	6.9	7.5	7.8	7.6	6.6	5.6	5.7	5.5	6.3	8.5	9.0	10.6	10.8	8.3	6.7	6.7
33	31	29	23	15	12	9	0	12	15	18	20	22	25	27	29	33
16.9	16.6	15.9	15.8	16.9	17.8	17.9	17.7	17.6	15.2	14.0	12.9	12.9	14.0	17.2	17.5
5.8	6.1	6.8	6.9	6.4	4.9	4.8	5.0	5.1	7.5	8.7	9.8	9.8	8.7	5.5	5.7
33	29	27	21	15	10	0	14	20	20	23	24	27	29	32	33
17.1	16.9	16.9	15.4	15.9	16.2	17.4	17.6	17.5	17.7	16.9	15.5	14.9	12.9	12.8	14.6	14.9	16.5
5.6	5.8	6.3	7.3	7.4	6.5	5.3	5.1	5.2	5.0	5.8	7.2	7.8	9.8	9.5	8.1	7.8	6.3
33	29	24	21	18	14	11	0	12	19	19	19	22	23	27	28	30	31
17.9	17.8	16.5	16.9	17.0	17.6	17.6	17.1	15.6	14.4	12.5	12.5	14.7	14.9	
4.8	4.9	6.2	6.3	5.7	5.1	5.1	5.6	7.1	8.7	10.2	10.2	8.4	7.8	
33	28	24	19	15	13	0	9	13	16	17	23	28	33	
18.6	18.9	17.5	16.6	16.5	17.3	17.7	17.2	16.2	15.5	15.4	16.0	16.1	
3.1	3.8	5.2	6.1	6.2	5.4	5.0	5.5	6.5	7.2	7.3	6.7	6.6	
33	27	27	21	14	14	0	11	16	19	26	29	33	

Sta.	B.S.	H.I.	F.S.	Elev.
		822.69 ✓		
35+00				
⊙	10.02	827.65 ✓	5.06	817.63 ✓
36+00				
37+00				
38+00				
38+65				
39+00				
B.M.			2.15	825.50 ✓
40+00				
41+00				
⊙	6.13	830.70 ✓	3.08	824.57 ✓
42+00				
43+00				
44+00				

17.7	17.5	16.7	16.5	17.3	17.7	17.4	16.1	15.3	15.3	15.4	15.3	
5.0	5.2	6.0	6.2	5.4	5.0	5.3	6.6	7.4	7.4	7.3	7.4	✓
33	24	20	15	12	0	13	17	22	28	31	33	
18.2	18.4	17.9	17.3	17.0	18.1	18.0	17.7	16.6	16.2	15.6	16.2	16.1
9.5	9.3	9.8	10.4	10.7	9.6	9.7	10.0	11.1	11.5	12.1	11.5	11.6 ✓
33	26	20	16	12	8	0	14	17	24	30	32	33
18.9	18.8	19.1	18.8	18.3	18.1	19.4	19.3	19.1	17.6	17.7	18.0	18.0	18.2
8.9	8.9	8.6	8.9	9.4	9.6	8.3	8.4	8.6	10.1	10.0	9.7	9.7	9.5 ✓
33	28	22	20	16	11	7	0	13	21	23	27	32	33
23.0	23.1	23.8	23.3	21.0	20.8	21.1	22.0	21.8	22.0	21.8	22.2	20.7	21.3	22.3	23.3
4.7	4.6	3.9	4.4	6.7	6.9	6.6	5.7	5.9	5.7	5.9	5.5	7.0	6.4	5.4	4.4 ✓
33	30	26	22	18	14	10	8	0	8	14	17	22	28	31	33
24.1	24.2	24.0	24.3	22.7	22.6	23.8	23.8	23.9	23.6	22.4	22.8	23.7	24.9
3.6	3.5	3.2	3.4	5.0	5.1	3.9	3.9	3.8	4.1	5.3	4.9	4.0	2.8 ✓
33	30	24	21	16	12	8	0	6	13	22	27	32	33
24.2	24.2	24.5	23.6	23.1	23.0	24.0	24.1	24.1	22.9	22.9	23.9	24.4
3.5	3.5	3.2	4.1	4.6	4.7	3.7	3.6	3.6	4.8	4.8	3.8	3.3 ✓
33	29	24	19	15	10	7	0	14	23	26	29	33

Spike in Tel. Pole S. Side 1+1. Sta. 39+03

24.8	24.3	23.9	23.9	24.0	24.3	24.0	24.1	24.1	23.5	23.6	24.2	24.3
Top rel. 2.9	3.4	3.8	3.8	3.7	3.4	3.7	3.6	3.6	4.2	4.1	3.5	3.4 ✓
N. 125	50	33	28	19	9	0	9	21	23	26	29	33
24.6	25.1	24.7	24.0	23.6	23.5	24.4	24.4	24.6	24.3	23.5	23.6	24.9	24.6
3.1	2.6	3.0	3.7	4.1	4.2	3.3	3.3	3.1	3.4	4.2	4.1	3.3	3.1 ✓
33	25	18	16	12	7	5	0	8	20	22	24	28	33
24.8	24.5	24.9	24.6	24.1	24.0	24.6	24.6	24.5	24.7	23.9	24.0	24.6	24.5
5.9	6.2	5.8	6.1	6.6	6.7	6.1	6.1	6.2	6.5	6.8	6.7	6.1	6.2 ✓
33	28	25	18	13	9	6	0	9	20	22	25	28	33
25.1	25.1	25.6	25.5	24.4	24.1	25.2	25.0	24.9	24.9	24.7	24.3	25.1	25.1
5.6	5.6	5.1	5.2	6.3	6.6	5.5	5.7	5.8	5.8	6.5	6.9	5.6	5.6 ✓
33	26	22	16	12	9	6	0	10	20	23	27	30	33
25.6	25.6	24.0	25.9	25.3	24.3	22.7	25.0	25.6	25.3	25.3	25.3	24.6	24.5	26.0
5.1	5.1	4.7	4.8	5.9	6.4	6.5	5.7	5.1	5.4	5.7	5.7	6.1	6.2	4.7 ✓
33	25	22	18	16	13	12	8	4	0	11	19	22	28	33

Sta.	B.S.	H.I.	F.S.	Elev.
		830.70 ✓		
45+00				
46+00				
46+30				
47+00				
⊙	3.60	826.02 ✓	8.28	822.42 ✓
48+00				
48+885 = W. end I-Beam Bridge				
49+00				
49+185 = E. End I-Beam Bridge				
B.M.			4.78	821.24 ✓
50+00				
51+00				
52+00				

25.0 25.3 25.4 23.3 23.4 25.1 25.1 25.2 25.1 24.7 24.4 24.1
5.7 5.4 5.3 7.4 7.3 5.6 5.6 5.5 5.6 6.0 6.3 6.6
33 26 18 14 9 4 0 9 20 24 29 33

25.2 25.5 24.3 23.7 23.7 24.8 24.7 24.9 24.6 24.1 23.6 23.3 24.0
5.5 5.2 6.4 7.0 7.0 5.9 6.0 5.8 6.1 6.6 7.1 7.4 6.7
33 18 16 12 9 4 0 10 20 25 28 31 33

25.2 25.0 24.8 24.3 23.6 23.4 24.6 24.5 24.5 24.4 23.4 23.3 22.9 22.7 23.8
5.5 5.7 5.9 6.4 7.1 7.3 6.1 6.2 6.2 6.3 7.3 7.4 8.3 8.0 6.4
33 28 20 13 9 7 3 0 9 19 21 23 25 30 33

24.4 23.7 22.9 21.1 20.7 22.7 22.7 22.7 22.6 21.9 20.8 20.8 21.3 21.5 22.2
6.3 7.6 7.8 9.6 10.0 8.0 8.0 8.0 8.1 8.8 9.9 9.9 9.4 9.2 8.5
33 27 22 16 13 5 0 10 19 22 24 26 27 31 33

15.3 15.6 15.9 16.7 21.3 21.9 21.5 21.5 20.3 19.9 19.8 19.8
10.7 10.4 10.6 9.8 4.7 4.6 4.5 4.5 5.7 6.4 6.2 6.2
33 29 24 14 5 0 9 16 20 24 29 33

13.1 21.2 21.3 21.3 13.3
Water 12.9 4.8 4.7 4.7 12.7 Water
10.3 10.3 0 7.6 7.6

12.7 21.2 21.2 21.2 12.5
Water 13.8 4.8 4.8 4.8 13.5 Water
10.2 10.2 0 7.7 7.7

12.9 21.2 21.3 21.7 13.0
Water 13.2 4.8 4.7 4.8 13.0 Water
10.0 10.0 0 7.9 7.9

⊙ on end of S.E. Wing of Conc. I-Beam Sta. 49+25
14.2 14.3 19.7 20.3 21.0 19.9 19.9 14.6 13.9 13.2
11.8 11.7 6.3 5.5 5.0 5.1 7.6 11.9 12.1 12.8
33 23 10 8 0 15 19 25 28 33
Water

23.1 18.3 17.1 17.4 19.8 20.6 20.7 20.8 19.6 18.7 18.6 21.0 21.6
2.9 7.7 8.9 8.6 6.2 5.4 5.3 5.2 6.4 7.3 7.4 5.0 4.4
33 23 20 15 12 9 0 14 17 21 25 29 33

23.5 22.9 21.7 19.5 18.8 19.5 21.5 21.4 21.1 20.7 20.0 20.1 22.9 22.9
2.5 3.1 4.3 6.5 7.2 6.5 4.5 4.6 4.9 5.7 6.0 5.9 3.2 3.1
33 30 29 25 20 15 9 0 13 16 21 23 28 33

Sta.	B.S.	H.I.	F.S.	Elev.
		826.02 ✓		
53+00				
⊙	3.96	827.01 ✓	2.97	823.05 ✓
54+00				
55+00				
55+45				
56+00				
57+00				
B.M.			5.82	821.19 ✓
58+00				
58+50				
59+00				
60+00				
61+00				
⊙	4.83	825.11 ✓	6.73	820.28 ✓

22.7 22.2 20.8 20.7 21.6 22.5 22.5 22.2 22.1 21.1 21.1 22.7 22.4 22.4
3.3 3.8 5.2 5.3 4.4 3.5 3.5 3.8 3.9 4.4 4.9 3.8 3.6 3.6
33 27 24 20 15 9 0 11 14 16 17 19 28 33

23.3 23.2 21.3 21.2 21.9 23.4 23.4 23.2 22.5 22.4 23.6 23.5
3.7 3.8 5.7 5.8 5.1 3.6 3.6 3.8 4.5 4.6 3.4 3.5
33 31 27 23 16 10 0 11 14 17 22 33

24.2 24.2 22.4 22.1 22.4 23.9 23.9 23.8 22.8 22.7 24.1 24.1 23.8
2.8 2.8 4.6 4.9 4.6 3.1 3.1 3.2 4.2 4.3 2.9 2.9 3.2
33 31 28 19 14 11 0 11 15 17 22 27 33

24.0 23.9 22.5 22.0 22.5 22.6 23.6 23.8 23.5 22.5 22.7 23.8 23.7 23.4
3.2 3.4 4.5 5.0 4.5 4.4 3.4 3.2 3.5 4.5 4.3 3.2 3.3 3.6
33 31 28 24 21 16 12 0 11 14 16 21 27 33

22.4 22.5 21.1 21.0 20.4 20.5 21.8 21.9 21.6 21.8 20.7 20.8 22.0 22.6 22.9
4.6 4.5 5.9 6.0 6.6 6.5 5.2 5.1 5.4 5.2 6.3 6.2 5.0 4.4 4.1
33 30 27 24 21 17 13 0 9 13 14 15 17 24 33

20.0 19.7 19.1 19.3 20.0 20.0 20.1 19.3 19.1 19.5 19.5
7.0 7.3 7.9 7.7 7.0 7.0 6.9 7.7 7.9 7.5 7.5
33 27 23 17 14 0 10 12 19 21 33

Spike in 10" Basswood 5.5 ft. rd. Sta. 57+68

21.9 22.2 21.5 20.9 20.8 21.3 21.5 21.4 20.7 20.9 22.2 22.0 21.9
5.1 4.8 5.5 6.1 6.2 5.7 5.5 5.6 6.3 6.1 4.8 5.0 5.6
33 30 24 21 17 13 0 11 13 19 23 28 33

22.1 22.2 21.7 21.4 21.2 21.9 22.7 22.1 21.3 21.6 22.9 22.8 22.4
4.9 4.8 5.3 5.6 5.8 5.1 4.8 4.9 5.7 5.4 4.1 4.2 4.6
33 30 26 22 18 13 0 11 14 18 23 29 33

21.9 21.9 21.4 20.9 20.8 21.7 22.1 21.9 21.3 21.5 22.7 23.2 23.0 22.5
5.1 5.1 5.6 6.1 6.2 5.3 4.9 5.1 5.7 5.5 4.3 3.8 4.0 4.5
33 31 26 22 18 14 0 11 14 18 22 26 30 33

20.3 20.3 19.4 19.5 20.8 21.1 21.0 20.4 20.5 22.3 22.5 22.3
6.7 6.7 7.6 7.5 6.2 5.9 6.0 6.8 6.5 4.7 4.5 4.7
33 23 19 16 12 0 12 15 19 25 30 33

21.0 20.8 20.1 19.8 19.8 20.5 20.5 20.6 20.0 20.0 20.5 21.0 21.1
6.0 6.2 6.9 7.2 7.2 6.5 6.5 6.4 7.0 7.0 6.5 6.0 5.9
33 30 28 19 15 12 0 13 15 21 27 30 33

Sta.	B.S.	H.I.	F.S.	Elev.
		825.11 ✓		
62+00				
63+00				
64+00				
65+00				
66+00				
⊙	5.84	825.58 ✓	5.37	819.74 ✓
67+00				
68+00				
69+00				
70+00				
71+00				
72+00				
⊙	3.95	825.30 ✓	4.23	821.35 ✓

21.9	21.1	20.6	20.3	21.6	21.6	21.3	20.8	20.9	22.0	22.5	22.3
3.7	4.0	4.5	4.8	3.5	3.5	3.8	4.3	4.2	3.1	2.6	2.8
33	29	20	15	11	0	13	16	18	23	30	33

19.5	19.7	19.3	19.3	20.5	20.6	20.5	19.6	19.7	20.4	21.5	21.9	21.8
5.6	5.4	5.8	5.8	4.6	4.5	4.6	5.5	5.4	4.7	3.6	3.2	3.3
33	29	18	15	12	0	13	15	19	21	23	31	33

20.4	20.1	19.6	19.0	19.3	19.7	19.9	19.8	19.7	19.2	20.1	20.5	20.9
5.7	5.0	5.5	6.1	5.8	5.4	5.2	5.3	6.2	5.9	5.0	4.6	4.2
33	27	21	19	15	13	0	11	15	19	23	28	33

20.8	20.4	19.9	19.2	20.0	20.0	20.0	18.8	19.2	20.0	19.8	19.9	
5.3	5.7	5.7	5.9	5.1	5.1	5.1	6.3	5.9	5.1	5.3	5.2	
33	26	23	16	13	0	12	15	18	23	29	33	

19.5	19.0	18.6	18.5	18.7	19.4	19.4	19.6	18.5	18.5	19.0	19.1	
5.6	6.1	6.5	6.6	6.4	5.7	5.7	5.5	6.6	6.6	6.1	6.0	
33	25	23	20	15	13	0	11	15	20	24	33	

19.7	19.5	18.8	18.7	19.5	19.7	19.5	18.6	18.7	19.2	19.3	
5.9	6.1	6.8	6.9	6.1	5.9	6.1	7.0	6.9	6.4	6.3	
33	27	20	16	14	0	11	13	19	23	33	

19.7	19.5	19.0	18.8	19.2	19.8	19.8	19.6	18.8	18.9	19.7	19.8
5.9	6.1	6.6	6.8	6.4	5.8	5.8	6.0	6.8	6.7	5.9	5.8
33	26	23	19	15	13	0	12	14	18	22	33

20.1	20.0	19.6	19.3	19.4	20.2	20.3	20.0	19.1	19.4	20.3	20.3
5.5	5.6	6.0	6.3	6.2	5.4	5.3	5.6	6.5	6.2	5.3	5.3
33	26	23	20	16	13	0	12	14	18	23	33

21.0	21.0	20.4	20.3	21.1	21.1	21.0	20.0	20.0	21.0	21.0	
4.6	4.6	5.2	5.3	4.5	4.5	4.6	5.6	5.6	4.6	4.6	
33	25	23	16	13	0	11	14	17	21	33	

23.0	22.7	21.9	21.3	21.5	22.5	22.4	22.1	21.7	21.1	22.3	22.4
2.6	2.9	3.7	4.3	4.1	3.1	3.0	3.5	4.4	4.0	3.3	3.2
33	27	25	20	18	14	0	12	14	21	29	33

22.8	22.3	21.8	21.4	21.4	22.2	22.3	21.9	21.4	21.4	22.3	22.2
2.8	3.3	3.8	4.2	4.2	3.4	3.3	3.7	4.2	4.2	3.3	3.4
33	25	23	20	17	13	0	13	14	17	22	33

Sta.	B.S.	H.I.	F.S.	Elev.
		825.30 ✓		
73+00				
74+00				
75+00				
76+00				
77+00				
T.B.M. A.M. 10/30/28			5.99	819.31 ✓
T.B.M.	3.43	822.74 ✓		819.31 ✓
78+00				
79+00				
79+24 = ℄ Twp. Rd. 5.				
B.M.			4.97	817.77
80+00				
81+00				
⊙	6.09	823.31 ✓	5.52	817.22 ✓

22.1	21.8	21.6	20.8	20.7	21.3	21.4	21.0	20.9	20.6	21.2	21.3	
3.2	3.5	3.7	4.5	4.6	4.0	3.9	4.3	4.9	4.7	4.1	4.0	✓
33	28	23	18	16	12	0	13	14	17	22	33	
20.6	20.6	19.7	19.5	20.4	20.6	20.4	19.7	19.7	20.9	21.1		
4.7	4.7	5.6	5.8	4.9	4.7	4.9	5.6	5.6	4.4	4.2		✓
33	25	22	16	13	0	13	15	18	23	33		
20.4	19.9	19.5	19.4	19.7	20.0	20.2	20.1	19.4	19.5	20.0	19.9	
4.9	5.4	5.8	5.9	5.6	5.3	5.1	5.2	5.9	5.8	5.3	5.4	✓
33	24	22	19	14	12	0	13	15	20	23	33	
21.1	20.8	19.8	19.1	18.9	19.6	20.0	20.1	19.5	19.5	19.5	20.5	20.9
4.2	4.5	5.5	6.2	6.5	5.7	5.3	5.2	5.8	5.8	5.8	4.8	4.4 ✓
33	29	26	21	17	14	12	0	12	15	22	26	33
18.0	17.8	17.2	17.3	18.7	18.9	18.6	17.8	17.8	18.7	18.8		
7.3	7.5	8.1	8.0	6.6	6.4	6.7	7.5	7.5	6.6	6.5		✓
33	27	22	17	12	0	14	16	22	25	33		

Spike in Tel. Pole S. Side Rd. Sta. 77+11

"

18.7	18.2	16.6	16.3	16.3	18.3	18.4	17.9	17.0	16.7	17.2	18.4	18.6
4.5	4.5	6.1	6.5	6.4	4.4	4.3	4.8	5.7	6.0	5.5	4.3	4.1 ✓
33	30	26	21	17	10	0	15	17	22	28	32	33
17.1	17.0	15.2	15.3	15.8	17.2	17.4	17.3	17.0	16.9	16.7	16.8	17.3	17.4
5.6	5.7	7.5	7.4	6.9	5.5	5.3	5.4	5.7	5.8	6.0	5.9	5.4	5.3 ✓
33	28	24	19	13	9	0	12	18	25	27	29	30	33
16.5	16.0	15.2	14.9	15.3	16.9	17.4	17.6	17.5	17.2	17.3	18.0	18.6
6.2	6.7	7.5	7.9	7.4	5.8	5.3	5.1	5.2	5.5	5.4	4.7	4.1 ✓
33	29	25	21	15	8	0	6	19	34	50	100	200

Spike root 24" Spruce S. Side Rd. Sta. 79+50

14.5	14.4	14.3	14.5	16.8	17.0	16.9	15.1	14.6	
8.2	8.3	8.4	8.2	5.9	5.7	5.8	7.6	8.1	Water Rd.
33	27	21	14	7	0	14	18	22	

16.4	15.6	14.9	14.7	15.1	16.0	17.1	17.1	16.7	15.8	15.7	16.0	16.2
6.3	7.1	7.8	8.0	7.6	6.7	5.6	5.6	6.0	6.9	7.0	6.7	6.5 ✓
33	29	26	20	14	9	7	0	14	19	23	30	33

Sta.	B.S.	H.I.	F.S.	Elev.
		823.31		
82+00				
83+00				
84+00				
85+00				
86+00				
87+00				
⊙	5.20	824.78	3.73	819.58
88+00				
89+00				
90+00				
91+00				
92+00				
⊙	5.15	821.30	8.63	816.15

16.5	16.3	15.3	15.2	15.5	16.7	17.2	17.2	16.6	16.6	17.1	17.1	17.2
6.8	7.0	8.0	8.1	7.8	6.6	6.1	6.1	6.7	6.7	6.2	6.2	6.1
33	29	25	19	14	9	0	13	16	18	19	28	33
17.5	17.5	16.3	16.0	15.9	17.1	17.2	17.0	16.6	16.5	16.5	17.7	17.8	17.6
5.8	5.8	7.0	7.3	7.4	6.2	6.1	6.3	6.7	6.8	6.8	6.1	5.5	5.7
33	28	24	20	15	11	0	14	16	20	24	26	30	33
18.7	19.0	18.6	17.4	16.7	16.7	17.8	17.8	17.4	16.7	16.6	17.0	17.7	17.7	17.3
4.6	4.3	4.7	5.9	6.6	6.6	5.5	5.5	5.9	6.6	6.7	6.3	5.6	5.6	6.0
33	30	27	24	20	17	12	0	14	16	20	24	27	31	33
20.1	20.5	20.0	18.3	17.9	18.1	19.5	19.3	18.8	17.9	17.5	17.9	19.8	19.1	18.8
3.2	2.8	3.3	5.0	5.4	5.2	3.8	4.0	4.5	5.4	5.8	5.4	4.5	4.2	4.5
33	30	28	23	20	16	12	0	14	17	20	24	26	31	33
20.5	20.9	19.2	18.7	18.9	20.0	20.0	19.9	19.9	19.2	19.5	20.1	20.0
2.8	2.4	4.1	4.6	4.4	3.3	3.3	3.4	3.9	4.1	3.8	3.2	3.3
33	28	23	20	16	13	0	13	17	21	25	28	33
19.7	19.9	19.2	18.9	18.8	19.3	19.6	19.5	18.8	18.8	19.2	19.8	19.5
3.6	3.4	4.1	4.4	4.5	4.0	3.7	3.8	4.5	4.5	4.1	3.5	3.8
33	29	24	18	13	12	0	13	18	22	24	28	33
19.3	20.3	20.1	19.4	18.9	19.0	19.5	19.6	19.5	18.8	18.8	19.2	19.6
5.5	4.5	4.7	5.4	5.9	5.8	5.3	5.2	5.3	6.0	6.0	5.6	5.2
33	30	26	23	18	14	11	0	13	18	22	26	33
19.5	19.7	19.3	19.0	19.0	19.3	19.6	19.5	19.3	18.8	18.6	19.4	19.5
5.3	5.1	5.5	5.8	5.8	5.5	5.2	5.3	5.5	6.0	6.2	5.4	5.3
33	30	25	21	15	12	9	0	16	19	23	27	33
19.7	20.2	20.1	18.6	18.8	19.8	19.8	19.4	19.0	18.9	19.4	19.8	19.8
5.1	4.6	4.7	6.2	6.0	5.0	5.0	5.4	5.8	5.9	5.4	5.0	4.9
33	30	24	18	15	10	0	17	19	22	26	30	33
20.4	20.8	21.0	20.3	18.4	18.3	19.7	19.7	19.6	19.1	19.1	19.5	21.0	21.3
4.4	4.0	3.8	4.5	6.4	6.5	5.1	5.1	5.2	5.7	5.7	5.3	3.8	3.5
33	31	26	20	16	12	8	0	16	18	23	26	29	33
20.8	20.6	18.5	17.2	16.1	16.2	16.9	17.6	17.8	17.8	17.3	17.9	17.9	20.8	20.9
4.0	4.2	6.3	7.6	8.7	8.6	7.9	7.2	7.0	7.0	7.5	6.9	6.9	4.0	3.9
33	31	26	20	17	15	12	8	0	15	18	21	23	29	33

Sta.	B.S.	H.I.	F.S.	Elev.
		821.30 ✓		
93+00				
94+00				
95+00				
96+00				
97+00				
⊙	4.60	823.29 ✓	2.61	818.69 ✓
98+00				
99+00				
100+00				
T.B.M.	4.19	822.82 ✓	4.61	818.68 ✓
101+00				
102+00				
103+00				

	13.0	13.3	13.2	13.6	14.8	16.0	16.1	16.3	16.2	16.5	16.4	16.2	16.7
	8.3	8.0	8.1	7.7	6.5	5.3	5.2	5.0	5.1	4.8	4.8	5.1	4.6
	33	31	23	17	12	7	0	7	15	19	26	31	33
		11.9	12.4	13.7	10.0	10.0	10.1	14.8	13.6	12.9	12.7		
Water		9.4	8.9	7.6	6.3	6.3	6.2	6.5	7.7	8.4	8.6		
		27	15	10	6	0	8	20	25	28	33		
	15.2	15.2	15.1	16.1	15.8	15.7	15.7	15.3	14.7	14.0			
	6.1	6.1	6.2	6.2	5.5	5.6	5.6	6.0	6.6	7.3			
	33	26	17	12	7	0	16	19	26	33			
	17.9	17.6	16.9	16.6	16.5	16.9	16.7	16.5	16.0	16.1	16.5	16.5	15.9
	3.4	3.7	4.4	4.7	4.8	4.4	4.6	4.8	5.3	5.2	4.8	4.8	5.4
	33	30	25	21	17	13	0	14	17	19	23	31	33
19.1	19.1	19.5	19.2	17.7	17.1	18.4	18.7	18.3	17.9	17.5	19.0	19.3	19.0
2.2	2.2	1.8	2.1	3.1	4.2	2.9	2.6	3.0	3.9	3.8	2.3	2.0	2.3
33	31	26	22	17	14	11	0	14	17	21	27	30	33
19.2	19.3	18.5	17.7	17.7	18.9	18.7	18.3	17.7	17.8	18.3	18.6	18.9	18.8
4.1	4.0	4.8	5.6	5.6	4.4	4.6	5.0	5.6	5.5	5.0	4.7	4.4	4.5
33	22	20	17	14	11	0	13	16	17	20	26	31	33
18.2	18.5	18.1	18.3	17.7	17.5	18.1	18.4	18.1	17.4	17.3	18.1	18.3	18.1
5.1	4.8	4.6	5.0	5.6	5.8	5.2	4.9	5.2	5.9	6.0	5.2	5.0	5.2
33	32	27	21	18	16	13	0	13	16	18	22	31	33
	18.1	18.2	17.5	17.1	17.1	17.5	17.9	17.7	17.1	17.2	17.7	17.7	17.5
	5.2	5.1	5.8	6.2	6.2	5.8	5.4	5.6	6.2	6.1	5.6	5.6	5.8
	33	27	24	21	17	14	0	13	15	18	21	29	33

Spike in Fence post N. side Rd. Sta. 99+97

	17.6	17.7	17.0	17.4	17.1	16.9	17.6	17.9	17.2	16.9	17.1	17.9	18.0	17.6	17.2
	5.3	5.2	5.9	5.5	5.8	6.0	5.3	5.0	5.2	6.0	5.8	5.0	4.9	5.3	5.7
	33	30	27	23	21	17	15	0	12	15	18	22	26	30	33
	17.7	18.0	17.6	17.2	17.2	17.6	17.8	17.8	17.2	17.4	18.1	18.1	17.8	17.3
	5.2	4.9	5.3	5.7	5.7	5.3	5.1	5.1	5.7	5.3	4.8	4.8	5.1	5.6
	33	29	26	21	18	15	0	11	13	19	21	25	30	33
	17.9	17.8	17.0	16.9	16.8	16.8	17.4	17.7	17.6	16.6	16.5	16.8	16.7	17.1	16.9	16.6
	5.0	5.1	5.9	6.0	6.1	6.1	5.5	5.2	5.3	6.3	6.4	6.1	6.2	5.8	6.0	6.3
	33	31	28	25	23	19	17	0	11	13	15	18	24	26	30	33

Sta.	B.S.	H.I.	F.S.	Elev.
		822.87		
104+00				
105+00				
105+50				
B.M.	3.96	820.56	6.27	816.60
106+00				
106+50				
107+00				
108+00				
109+00				
110+00				
T.B.M.			4.03	816.53
10/21/28				
T.B.M.	4.81	821.34		816.53
111+00				

17.4	17.2	16.4	16.3	17.1	17.2	17.1	16.9	15.6	15.6	15.7	15.9	16.1	15.9
5.5	5.7	6.5	6.6	5.8	5.7	5.8	6.0	7.3	7.3	7.2	7.0	6.8	7.1
33	31	28	20	17	7	0	8	11	14	16	23	29	33

15.9	15.6	15.5	15.5	16.1	16.5	16.3	16.6	15.5	15.0	15.2	16.3	16.6	16.3
7.0	7.3	7.4	7.4	6.8	6.4	6.6	6.3	7.4	7.8	7.7	6.6	6.8	6.0
33	31	26	20	18	8	0	6	10	15	24	27	31	33

16.3	16.0	15.9	15.8	15.9	15.9	16.5	16.6	14.9	14.9	15.3	16.3	16.5
6.6	6.8	7.5	7.6	7.5	7.0	6.4	6.3	8.0	8.0	7.6	6.6	6.4
33	30	27	24	18	15	0	8	16	20	28	31	33

Spike in Tel. Pole S. Side Rd. Sta. 105+90 S. Side of Pole

16.3	16.3	16.0	15.7	15.7	15.6	15.7	16.4	16.1	15.7	15.2	18.7	15.7
4.3	4.3	4.6	5.4	5.4	5.0	4.9	4.2	4.3	5.2	5.4	4.9	4.9
33	29	22	20	17	15	10	0	13	18	21	24	33

15.6	15.8	16.9	15.9	14.8	14.7	15.3	16.0	15.9	14.9	14.6	16.1	16.3
5.0	4.8	3.7	4.7	5.8	5.9	5.3	4.6	4.7	6.2	6.0	4.5	4.3
33	28	26	21	18	15	13	0	12	18	27	31	33

15.7	15.9	16.2	15.4	14.8	14.8	15.4	15.7	15.7	14.3	14.6	15.5	16.3	16.4
4.9	4.7	4.4	5.2	5.8	5.8	5.2	4.9	4.9	6.3	6.0	5.1	4.3	4.2
33	29	27	21	18	14	12	0	13	18	22	26	29	33

15.0	14.9	14.9	15.1	15.0	15.5	15.9	15.4	14.9	14.5	15.9	16.5	16.8
5.6	5.7	4.8	5.5	5.6	5.1	4.8	5.2	6.2	6.1	4.7	4.1	3.8
33	30	26	20	14	12	0	14	20	22	28	31	33

14.9	15.0	16.0	14.9	14.9	15.4	15.7	15.7	14.3	14.2	15.4	15.4	
5.7	5.6	4.6	5.7	5.7	5.2	4.9	5.4	6.3	6.4	5.2	5.2	
33	28	25	19	15	12	0	15	19	23	28	33	

14.9	14.8	15.6	15.2	14.9	14.8	15.5	15.7	15.3	14.9	14.5	15.1	15.9	16.4
5.7	5.8	5.0	5.4	5.7	5.8	5.1	4.9	5.3	6.2	6.1	5.6	4.7	4.2
33	29	26	21	18	14	10	0	15	19	24	27	30	33

Spike in S. Side Tel. Pole S. Side Rd. Sta. 109+81

15.4	15.5	14.7	14.4	15.5	15.0	14.9	15.8	15.8	15.6	14.9	14.8	15.0	16.9	17.1
5.4	5.8	4.6	4.9	5.8	6.3	6.4	5.5	5.5	5.7	6.4	6.3	6.3	6.4	4.2
33	30	27	25	21	17	13	9	0	16	19	22	27	31	33

Sta.	B.S.	H.I.	F.S.	Elev.
		821.34		
112+00				
113+00				
114+00				
⊙	4.62	818.47	7.49	813.85
115+00				
115+75 = ℄ Corr. Pipe				
116+00				
117+00				
118+00				
119+00				
120+00				
⊙	5.69	820.21	3.95	814.52
121+00				

15.3	15.5	16.2	15.6	15.1	15.3	16.4	16.4	16.2	15.4	15.3	16.3	17.5	17.8
6.0	5.8	5.1	5.7	6.2	6.0	4.9	4.9	5.1	5.9	6.0	5.0	3.8	3.5
33	28	25	22	19	13	9	0	15	18	25	28	31	33
15.2	15.5	16.3	16.4	15.3	14.9	15.4	16.2	16.3	15.9	15.5	15.0	16.1	17.5	18.0
6.1	5.8	4.5	4.9	6.0	6.4	5.9	5.1	5.0	5.4	5.8	6.3	6.2	3.5	3.3
33	28	26	22	20	15	12	10	0	14	17	22	26	30	33
15.3	15.7	16.5	16.2	13.0	12.8	14.8	15.1	14.3	14.3	14.3	14.1	15.1	15.6	15.0
6.0	5.6	4.8	5.1	8.3	8.5	6.5	6.2	6.5	7.0	7.0	7.2	6.2	5.7	6.3
33	28	25	22	16	14	9	0	13	17	21	24	27	31	33
11.0	11.4	11.2	11.4	12.3	13.8	13.7	13.6	12.9	12.5	12.5	13.7	13.9	13.7
7.5	7.1	7.3	7.1	6.2	4.7	4.8	4.9	5.6	6.0	6.0	4.8	4.6	4.8
33	30	25	19	14	9	0	12	14	20	24	29	30	33
10.9	11.1	10.8	11.3	10.6	14.1	14.1	13.9	10.3	9.4	8.8	8.0		
7.6	7.4	7.7	7.2	7.9	4.4	4.4	4.6	8.2	9.1	9.7	10.5	Water Hole	
100	68	50	34	17	11	0	8	14	30	50	82		
13.5	13.7	12.7	12.7	14.7	14.1	13.9	13.7	11.3	11.0	11.2	12.0	11.3	10.9
5.0	5.3	5.8	5.8	3.8	4.4	4.6	4.8	7.2	7.5	7.3	6.5	7.2	7.6
33	29	25	20	12	10	0	8	15	18	21	23	26	33
13.6	14.6	13.1	13.1	13.4	13.7	13.2	12.9	12.6	12.8	13.7	12.9		
4.9	3.9	5.4	5.4	5.1	5.1	5.3	5.6	5.9	5.7	5.3	5.6		
33	27	22	15	12	0	14	17	21	25	27	33		
12.7	14.7	15.0	13.6	13.0	13.6	13.8	13.6	13.0	12.7	13.9	13.8		
4.3	3.8	3.5	5.2	5.5	4.9	4.7	4.9	5.5	5.8	4.6	4.7		
33	29	25	20	18	14	0	13	18	24	27	33		
14.8	14.7	15.5	14.0	13.8	14.0	14.1	14.2	13.2	13.2	14.3	14.1		
3.2	3.8	3.0	4.5	4.7	4.5	4.4	4.3	5.3	5.3	4.2	4.4		
33	31	27	20	15	12	0	14	19	23	29	33		
15.0	15.4	15.8	13.5	13.6	13.7	14.2	14.6	14.2	13.7	13.4	14.2	14.6	
3.5	3.1	2.7	3.0	4.4	4.8	4.3	3.9	4.3	4.8	5.1	4.3	3.9	
33	31	29	26	22	15	12	0	15	18	24	26	33	
14.6	15.0	14.6	13.3	13.5	14.4	14.7	14.5	13.4	13.1	13.3	14.5	14.9	
5.6	5.2	5.6	6.9	6.7	5.8	5.5	5.7	6.8	7.1	6.9	5.7	5.3	
33	31	26	23	17	12	0	14	18	22	26	29	33	

Sta.	B.S.	H.I.	F.S.	Elev.
		820.21 ✓		
122+00				
123+00				
124+00 = Cut Yardage Ends here				
124+30				
⊙	5.55	824.18 ✓	1.58	818.63 ✓
124+59				
124+63 = ℄ Main Line				
124+82 = ℄ Side Track.				
124+86				
125+00				
125+35				
125+646 = ℄ Twp Rd. 5.				

14.5	15.0	15.0	13.7	13.7	14.8	15.2	14.9	13.3	13.3	13.7	14.0	15.0	15.5
5.7	5.2	5.2	6.5	6.5	5.4	5.0	5.3	6.4	6.9	7.0	6.2	5.2	4.7
38	32	30	20	19	12	0	14	17	21	26	29	30	33

15.7	15.1	13.0	13.0	14.3	15.2	15.4	15.4	14.0	13.8	15.8	16.1
5.1	5.1	7.2	7.2	5.9	5.0	4.8	4.8	6.2	6.4	4.4	4.1
33	31	20	21	16	12	0	13	20	25	30	33

13.6	14.0	14.6	15.8	16.6	16.9	16.7	15.7	15.0	14.2	15.8	14.8
6.6	6.2	5.6	4.3	3.6	3.3	3.5	4.5	5.2	6.0	4.4	5.4
33	25	20	16	12	0	12	15	20	28	31	33

13.4	12.7	15.9	16.7	18.4	18.2	18.2	14.1	15.6	16.1	16.8	
7.8	7.5	4.3	3.5	1.8	2.0	2.0	4.1	4.6	4.1	3.4	
33	31	20	15	11	0	11	15	22	26	33	

21.4	21.0	20.6	20.4	20.4	20.5	17.8	16.9	15.6	15.3		
2.8	3.2	3.6	3.8	3.8	3.7	6.4	7.3	8.6	8.9		
33	27	17	10	0	11	16	21	27	33		

19.6	19.6	19.0	18.6	18.3	18.5	18.5	17.9	17.7	17.7	17.4	
4.7	4.7	5.2	5.6	5.9	5.7	5.7	6.3	6.5	6.5	6.8	
33	26	21	16	11	7	0	15	23	27	33	

18.6	18.1	18.2	18.0	17.8	17.9	17.9	17.7	17.5	17.5	16.6	
5.6	6.1	6.0	6.2	6.4	6.3	6.3	6.5	6.7	6.7	7.6	
50	44	31	19	12	0	12	28	50	100	200	

Sta.	B.S.	H.I.	F.S.	Elev.
		824.18 ✓		
126+00				
B.M.	6.62	825.31 ✓	5.49	818.69 ✓
127+00				
128+00				
129+00 = Cut Yardage ends here				
129+50				
129+92.6 = End Project				
130+00				
130+23.5				
131+00				
B.M.			2.55	822.76 ✓

Finished 10:00 A.M.

10/31/28 D.S.B.
C.J.C.
F.R.H.

18.9	18.7	18.5	17.4	17.4	17.2	17.4	17.5	17.4	17.0	17.4	18.0	18.1
5.5	5.5	5.7	6.8	6.5	7.0	6.8	6.9	6.8	7.2	6.8	6.2	6.1
33	30	30	27	22	10	0	10	19	22	27	31	33

⊗ on S. edge of Conc. Side Walk Sta. 126+00 N. Side Rd.

18.4	18.6	17.2	17.0	17.0	17.6	17.1	16.3	16.0	16.0	17.0	16.9
8.7	6.7	8.1	8.3	8.3	7.7	8.2	9.0	9.3	9.3	8.3	8.4
33	30	26	18	10	0	15	19	24	28	32	33

18.5	18.9	17.0	16.5	16.3	16.8	17.4	17.0	16.4	16.0	16.0	16.8	18.9	18.0
7.8	7.0	8.3	8.8	9.0	8.5	7.9	8.3	8.9	9.3	9.3	8.5	7.0	7.3
33	31	27	23	18	15	0	13	17	21	24	27	31	33

18.1	18.1	16.2	16.2	17.9	17.8	17.5	14.5	14.5	17.4	17.8	
7.2	7.2	9.1	9.1	8.0	7.5	7.5	10.8	10.8	7.9	7.5	
33	31	26	22	16	0	10	17	23	27	33	

18.8	18.6	18.6	17.0	15.9	13.8	12.1	12.8	
11.5	6.7	6.7	6.3	6.4	11.6	13.2	13.7	
33	22	13	0	8	17	24	33	

12.7	13.2	14.7	21.2	21.3	21.2	18.1	15.9	13.0	12.6	
12.6	13.1	10.6	8.1	8.0	8.1	7.2	11.4	12.3	12.7	
33	29	17	8	0	8	14	21	28	33	

22.0
33
0

24.0
13
0

24.0
1.4
0

Top of Anchor-bolt of Bridge shoe W. end Bridge N. Side of Bridge Sta. 130+23.5

6/6/29 A.M. C.J.C. D.T.G. M.B.H.

Sta.	B.S.	H.I.	F.S.	Elev.	Grade
B.M.	3.66	820.26		816.60	
105+00	C.0.6 / 30	F.0.9 / 0	C.1.5 / 30	F.1.6 / 5	2.9 5.4 817.35
105+50	C.1.1 / 30	F.0.7 / 0	C.1.8 / 30	F.0.4 / 5	3.0 5.5 817.27
106+00	C.1.6 / 30	F.0.7 / 0	C.1.3 / 30	F.0.7 / 5	3.1 5.6 817.18
106+50	C.0.8 / 30	F.1.1 / 0	C.1.2 / 30	F.0.4 / 5	3.2 5.7 817.10
107+00	C.1.6 / 30	F.1.3 / 0	C.2.0 / 30	C.0.2 / 5	3.3 5.8 817.01
108+00	C.1.0 / 30	F.1.3 / 0	C.2.0 / 30	C.0.4 / 5	3.5 6.0 816.84
⊙	5.64	820.96	4.94	815.32	
109+00	F.1.0 / 5 C.0.7 / 30	F.1.1 / 0	C.1.3 / 30		4.3 6.8 816.67
110+00	F.0.9 / 5 C.0.8 / 30	F.0.8 / 0	C.2.3 / 33		4.5 7.0 816.50
111+00	F.0.2 / 5 C.1.6 / 30	F.0.6 / 0	C.3.1 / 33		4.5 7.0 816.50
112+00	F.0.7 / 5 C.1.6 / 30	F.0.1 / 0	C.3.9 / 33		4.5 7.0 816.50
113+00	F.0.1 / 5 C.1.4 / 30	F.0.1 / 0	C.4.1 / 33		4.5 7.0 816.50
⊙	4.37	819.37	5.96	815.00	

Washburn-Gilbertville Co. Rd. 11

Slope Stakes & X Sections

Spike in Tel. Pole 5. Side Rd. Sta. 105+90 5. side of Pole

15.9 15.5 15.4 15.6 16.3 16.5 16.5 15.2 15.3 16.4 16.4 16.3
4.4 4.8 4.9 4.7 4.0 3.8 3.8 5.1 5.0 3.9 3.9 4.0 4.5
33 30 26 26 18 0 6 11 24 29 30 33 5

16.7 15.9 15.4 15.4 15.9 16.6 16.6 14.8 15.2 16.4 16.3
4.1 4.4 4.8 4.3 4.4 3.7 3.5 5.1 5.1 3.7 4.0 5.4
33 30 30 19 12 0 2 15 26 30 33 5

16.3 16.3 16.5 15.6 15.4 15.7 16.5 16.3 15.3 15.7 16.0 15.9
4.0 4.0 3.8 4.7 4.7 4.6 3.8 4.0 5.0 5.1 4.3 4.4 3.8
33 30 26 20 15 14 0 13 17 23 30 33 5

15.1 15.4 15.5 15.1 15.0 15.4 16.0 16.1 14.6 14.7 15.8 16.0
5.2 4.8 4.8 5.2 5.3 4.9 4.3 4.2 5.7 5.6 4.5 4.3 3.6
33 30 20 19 14 13 0 12 18 28 30 33 5

15.8 14.1 16.7 15.9 15.9 15.3 15.3 15.7 15.5 14.8 14.5 16.5 16.5
4.5 4.2 4.1 5.3 5.3 5.0 5.0 4.6 4.8 5.5 5.8 3.8 3.5 3.1
33 30 28 19 13 13 10 0 14 18 22 30 33 5

15.1 15.3 15.6 15.4 15.4 15.5 15.3 14.5 14.6 16.3 14.7
5.2 5.0 4.7 4.8 4.9 4.8 5.0 5.8 5.7 4.0 3.6 3.1
33 30 28 22 12 0 17 18 22 30 33 5

15.7 14.9 14.9 14.9 15.6 15.0 15.1 15.6 15.0 14.4 14.3 15.5 14.9 16.0 15.7 16.3
5.3 6.1 6.1 6.1 5.9 6.0 5.9 5.4 6.0 6.6 6.7 5.5 6.1 6.0 5.3 4.7
5 33 30 29 26 19 11 0 16 19 33 30 50 70 97 113

14.9 14.8 14.9 15.4 15.4 14.9 15.5 15.7 15.3 14.4 14.3 16.3 16.2 15.8 16.9 17.3 17.7
5.9 6.1 6.2 6.1 5.6 5.3 6.1 5.5 5.3 5.8 6.6 6.7 4.7 4.8 5.2 4.6 3.7 3.3
5 33 30 23 27 20 15 9 0 16 20 22 32 36 61 70 97 113

15.6 15.6 15.6 16.7 15.8 14.9 15.9 15.9 15.7 14.9 14.4 14.7 15.0 17.1 16.6 16.0 16.1 16.1
4.7 5.4 5.4 5.4 4.8 5.2 6.1 5.1 5.5 6.1 6.6 6.8 6.8 5.8 4.4 5.0 4.4 4.8
5 33 30 29 27 22 14 9 0 13 19 20 22 27 32 41 54 58 113

15.4 15.4 15.3 15.7 16.7 15.7 15.4 16.3 16.4 16.2 14.1 14.1 15.5 15.6 17.9 17.5 17.0 16.7 16.0
5.2 5.6 5.6 5.7 5.3 4.8 5.3 5.6 4.7 4.6 4.8 6.9 6.8 5.5 5.4 3.1 3.5 4.0 4.7 5.0
5 33 30 30 27 26 19 13 9 0 13 19 22 33 35 33 41 50 57 113

15.4 15.4 15.4 17.0 16.4 15.3 15.5 16.3 16.4 15.9 14.8 14.5 18.2 17.7 17.9 16.9 16.6 16.7
4.6 5.6 5.6 5.6 4.0 4.6 5.7 6.5 4.8 4.6 5.1 6.2 6.2 3.8 3.3 3.3 4.1 4.7 4.3
5 33 30 29 25 22 19 12 9 0 13 21 25 32 41 60 53 58 113

Sta.	B.S.	H.I.	F.S.	Elev.	Grade
		819.37 ✓			
114+00	C.4.4 / 30		F.1.8 / 0	C.1.3 / 30	F.1.8 / 5	816.85 (2.5, 5.0)
T.B.M	3.28	818.93 ✓	3.72	815.65 ✓	
115+00	F.7.8 / 24.7		F.5.8 / 0	F.6.8 / 23.2	F.5.1 / 5	819.31 (+0.4, 2.1)
115+48						821.00 (+2.1, 0.4)
115+82						821.00 (+2.1, 0.4)
116+00	F.8.1 / 25.1		F.7.0 / 0	F.9.3 / 27.0	F.9.3 / 5	820.70 (+1.8, 0.7)
⊙	5.21	818.96 ✓	5.18	813.75 ✓	
117+00	F.4.7 / 20.1		F.4.4 / 0	F.5.2 / 20.8	F.3.5 / 5	817.70 (1.2, 3.7)
118+00	F.0.7 / 5	C.1.4 / 30	F.1.8 / 0	C.0.7 / 33	815.59 (3.4, 5.9)
119+00	F.0.3 / 5	C.2.3 / 30	F.1.3 / 0	C.1.0 / 33	815.50 (3.5, 6.0)
120+00	0.0 / 5	C.2.7 / 30	F.0.8 / 0	C.1.6 / 33	815.50 (3.5, 6.0)
⊙	5.88	820.32 ✓	4.52	814.44 ✓	
121+00	F.0.7 / 5	C.1.9 / 30	F.1.0 / 5	C.1.9 / 33	815.78 (4.5, 7.0)
122+00	F.0.8 / 5	C.1.6 / 30	F.0.9 / 0	C.1.9 / 33	816.07 (4.2, 6.7)

15.4 15.5 15.5 16.3 16.4 13.4 12.9 14.9 15.1 15.1 14.9 14.6 14.5 15.7 15.1 14.6 14.6 14.8
4.0 3.9 3.9 3.1 3.0 6.0 6.5 4.5 4.3 4.3 4.5 4.8 4.9 3.7 2.8 3.8 4.5 4.4 4.2 4.5
33 30 28 25 22 17 13 8 0 12 14 17 24 30 33 5 51 67 83 113

SPIKE IN FENCE POST ON N SIDE RD

11.1 11.5 11.3 12.4 13.6 13.5 13.7 13.1 12.5 13.9 13.9 13.5
7.8 7.4 7.6 6.5 5.9 5.9 5.3 5.8 6.4 5.0 5.0 5.1 4.7
33 26 22 17 11 0 12 18 24 28 30 33 5

12.3 12.3 11.5 10.4 11.2 12.3 12.6 13.9 14.0 13.9 12.1 11.5 12.2 12.0 10.8
6.6 6.6 7.4 8.5 7.7 6.6 6.3 5.0 4.8 5.0 6.8 7.4 6.7 6.9 8.1
33 28 24 22 20 15 14 11 0 10 12 21 24 28 33

13.1 12.3 11.7 11.9 14.9 14.0 14.0 12.7 11.3 10.9 10.6 10.7 09.5
5.8 6.6 7.2 7.0 4.9 4.9 4.9 6.2 7.1 8.0 8.3 8.2 9.4
33 26 20 15 11 0 7 11 12 20 26 30 33

13.5 13.7 13.7 12.6 12.9 12.6 14.4 13.9 13.7 13.7 11.9 11.1 11.9 11.5 10.8 11.4
5.4 5.7 5.7 6.3 6.0 6.3 4.5 5.0 7.2 5.2 7.0 7.8 7.0 7.4 8.1 7.5
33 30 29 27 23 20 15 10 0 8 13 17 23 27 33 5

13.7 14.2 13.0 13.1 13.3 13.4 13.7 12.7 13.3 13.0 13.1 12.7 13.4 14.4 13.3
5.3 4.8 6.0 5.9 5.7 5.6 5.8 6.3 5.7 6.0 5.9 5.9 6.3 6.6 7.6 9.7
33 27 21 18 13 0 14 20 27 38 5 33 54 72 82 133

14.2 14.5 14.7 14.8 12.9 13.7 13.5 13.8 13.6 12.9 12.7 13.9 13.8 13.7 14.4 14.1 14.3 13.9 13.6
4.1 4.5 4.5 4.5 4.2 6.1 5.3 5.5 5.2 5.4 6.1 6.3 5.1 6.2 5.3 4.6 4.9 4.7 5.7 5.7
5 33 30 27 21 19 13 10 0 13 21 23 26 33 44 57 76 94 118 133

14.7 15.3 15.3 14.2 13.8 14.1 14.2 14.0 13.8 13.9 14.3 14.8 14.3 14.8 14.3 14.0 13.9
3.8 4.3 3.7 3.7 4.8 5.2 4.8 4.8 5.0 5.8 5.7 4.7 5.0 4.7 4.6 5.5 5.0 5.1
5 33 30 26 21 16 13 0 13 20 22 28 36 33 46 76 100 115 133

15.0 15.7 15.9 14.0 13.5 14.2 14.7 14.7 13.8 13.4 14.3 14.8 14.0 13.9 14.7 14.2 14.2
3.5 4.0 3.3 5.1 5.0 5.5 4.8 4.3 4.8 5.7 5.6 4.7 4.2 5.0 5.1 4.8 4.8 4.5
5 33 30 28 24 22 13 0 13 22 29 27 33 43 50 100 115 133

14.5 14.9 13.4 13.4 13.7 14.4 14.4 14.2 13.4 13.2 15.1 14.5 14.5 14.7 14.9 14.9 14.8
5.2 5.8 5.4 6.9 6.0 6.6 5.9 5.5 6.1 7.1 7.1 5.3 5.8 5.4 5.6 5.3 5.0 5.0
5 33 30 23 18 14 12 0 14 21 25 31 37 53 83 101 115 133

14.6 15.2 14.9 13.6 13.8 14.8 15.2 14.7 13.0 13.3 13.3 15.2 15.4 15.0 15.1 15.0 14.9 14.7 14.4
5.0 4.7 5.1 5.8 6.7 6.5 5.5 5.1 5.5 6.0 7.0 7.0 5.1 4.9 5.3 5.2 5.3 5.0 5.6 5.0
5 33 30 27 24 19 11 0 16 17 31 24 31 34 36 54 78 102 115 133

Sta.	B.S.	H.I.	F.S.	Elev.	Grade
		820.32			
123+00	F 0.5 / 5	C 0.6 / 30	F 1.0 / 0	C 2.3 / 33	3.9 / 816.35 / 6.4
123+50		F 2.0 / 16.0	F 1.1 / 0	C 0.3 / 30	F 0.1 / 5	3.2 / 817.09 / 5.7
124+00		F 4.0 / 19.0	F 2.1 / 0	F 3.7 / 18.6	F 4.0 / 5	1.3 / 819.00 / 3.8
T.B.M	8.90	825.08	4.14		816.18	
124+30 = Extra Section						
124+50		F 1.9 / 15.8	F 1.1 / 0		F 0.5 / 5	3.9 / 821.20 / 6.4
125+00			F 0.9 / 0	F 3.9 / 18.8	F 4.0 / 5	3.8 / 821.27 / 6.3
125+35						
125+50						
126+00		C 1.4 / 22	F 1.0 / 0	C 2.0 / 30	C 0.5 / 5	0.7 / 818.43 / 9.2
127+00		C 1.2 / 22	F 0.9 / 0	C 1.1 / 30	F 0.3 / 5	6.8 / 818.29 / 9.3
B.M.	4.33	823.05	6.36	818.72	818.69	
128+00		C 0.7 / 22	F 1.2 / 0	C 2.3 / 30	C 0.3 / 5	4.8 / 818.15 / 7.3

	14.2	14.5	13.1	13.0	15.0	15.4	16.3	14.1	13.9	16.0	15.9	16.6	15.5	15.7	15.3	15.0	14.8												
4.4	5.7	5.8	7.2	7.3	5.3	4.9	5.0	6.2	6.4	4.3	4.4	4.7	4.8	5.1	5.0	5.3	5.5												
5	33	30	26	22	13	0	14	20	26	31	34	37	34	32	30	26	33												
12.5	12.8	14.4	15.6	16.0	15.7	15.0	14.6	15.1	15.7	16.4	15.6	16.4																	
7.8	7.5	5.9	4.7	4.3	4.6	5.3	5.7	5.2	4.6	3.9	3.3	4.7	4.5																
33	25	20	13	0	14	19	25	28	30	33	5	24	72																
13.5	14.2	15.6	16.6	16.9	16.7	15.7	14.5	14.9	14.7																				
6.8	6.1	4.7	3.7	3.4	3.6	5.1	5.8	5.4	5.6	5.3																			
33	23	17	12	0	12	19	27	30	33	5																			

Stake in Crossing Sine Post on S. Side of Rd

12.5	12.9	14.1	16.0	19.2	18.1	18.3	16.2	15.9	16.9	17.0																			
12.6	12.2	11.0	9.1	6.9	7.0	6.8	8.9	9.2	8.2	8.1																			
33	30	27	20	12	0	11	16	23	30	33																			
17.4	17.5	17.9	18.2	18.7	19.2	20.2	20.1	20.5	21.1	19.9	20.0																		
7.2	7.6	7.2	6.9	6.4	5.9	4.9	5.0	4.6	4.0	5.2	5.1	4.4																	
33	27	22	18	16	13	10	0	8	12	22	33	5																	
21.4	21.1	20.7	20.5	20.3	20.4	20.5	17.9	16.7	16.6	16.7																			
3.7	4.0	4.7	4.6	4.8	4.7	4.6	7.7	8.4	8.5	8.4	7.8																		
33	21	17	12	10	0	10	19	24	30	33	5																		
20.0	19.5	19.2	18.4	18.5	17.6	17.9	17.5																						
5.1	5.6	5.9	6.7	6.6	7.5	7.2	7.6																						
35	29	24	15	0	21	26	33																						
19.8	19.1	18.1	18.0	17.6	17.4																								
5.3	6.0	7.0	7.1	7.5	7.7																								
39	22	10	0	25	38																								
17.3	17.3	17.4	17.1	17.4	17.1	17.9	18.1																						
7.8	7.8	7.7	8.0	7.7	8.0	7.2	7.0	6.2																					
22	12	0	16	18	22	30	33	5																					
17.0	17.0	17.4	17.1	16.5	16.3	16.9	17.1																						
8.1	8.1	7.7	8.0	8.6	8.8	8.2	8.0	7.1																					
22	12	0	15	20	27	30	33	5																					
16.6	16.6	16.6	17.1	16.8	16.7	16.5	16.2	18.1	18.1																				
6.6	6.5	6.5	6.0	6.3	6.4	6.6	6.9	5.0	5.0	4.5																			
22	18	9	0	10	12	18	24	30	33	5																			

Sta.	B.S.	H.I.	F.S.	Elev.	Grade
		823.05			
129+00	C.0.4 / 22		×F.0.9 / 0	C.1.9 / 30	0.0 / 5	4.5 7.0 818.46
129+50 = Extra Section		F.1.4 15.1	F.1.0 / 0	F.2.6 / 24.4	F.6.7 / 5	
129+92.5 = End Project						
B.M.			4.33	818.69		

16.5	17.0	17.2	17.7	17.7	14.8	14.5	17.5	18.0	17.9	
6.6	6.1	5.9	5.4	5.4	8.3	8.6	5.6	5.1	5.2	4.5
22	19	10	0	10	16	23	27	30	33	5

13.8	14.2	18.2	18.3	18.7	18.8	12.9	12.0	12.1	
9.3	8.9	4.9	4.8	4.4	4.3	10.2	11.1	11.0	
33	30	21	19	0	6	22	30	33	

13.6	14.1	16.1	21.7	21.6	21.5	17.3	12.1	11.9
9.5	9.0	7.0	1.4	1.5	1.6	5.8	11.0	11.2
33	30	8	7	0	9	14	30	33

6/8/29

Sta.	B.S.	H.I.	F.S.	Elev.
B.M.	4.10	822.79		818.69
⊙	4.65	817.81	9.63	813.16
0+00				
0+50				
1+00				
1+50				
2+00				
B.M.			4.99	812.82

Washburn - Gilbertville Co. Rd.

Prelim X-Sections Borrow Pit South of West end of River Bridge at Gilbertville

Sta. 126+00

⊗ on Conc. Side-walk N. side Rd. S. side of side-walk

12.4	12.9	12.9	13.5	13.7	13.9	13.7
5.9	4.9	4.7	4.3	4.1	3.9	4.1
0	8	23	43	65	89	100

12.1	13.0	14.1	14.0	13.6	13.2	12.8
5.7	4.8	3.7	3.8	4.2	4.6	5.0
0	14	28	60	68	87	100

12.5	13.2	13.3	14.1	13.5	12.7	12.8
5.3	4.6	4.5	3.7	4.3	5.1	5.0
0	14	30	50	67	96	100

12.0	12.5	12.4	12.1	12.5	12.7
5.3	4.8	5.4	5.7	5.3	5.1
0	15	29	63	70	100

11.5	12.2	12.0	12.3	12.1	12.1
6.3	5.6	5.8	5.5	5.7	5.7
0	15	34	38	53	100

Spike in Root of Elm Tree

6/8/29 A.M.

Sta.	B.S.	H.I.	F.S.	Elev.	Grade
B.M.	4.96	823.64 ✓		818.68	
96+00	C.1.2 / 30	F.2.2 / 0	0.0 / 30	F.2.1 / 5	7.7 / 7.2 / 818.86
97+00	C.2.8 / 30	F.0.1 / 0	C.2.1 / 30	C.1.1 / 5	4.9 / 7.4 / 818.69
98+00	C.3.2 / 30	C.0.1 / 0	C.2.9 / 30	C.1.1 / 5	5.1 / 7.6 / 818.52
99+00	C.2.4 / 30	F.0.1 / 0	C.2.4 / 30	C.0.5 / 5	5.2 / 7.7 / 818.35
100+00	C.2.3 / 30	F.0.4 / 0	C.2.0 / 30	F.0.2 / 5	5.4 / 7.9 / 818.19
101+00	C.2.2 / 30	F.0.3 / 0	C.2.1 / 30	0.0 / 5	5.6 / 8.1 / 818.02
⊙	4.05	822.73 ✓	4.96	818.68 ✓	
102+00	C.2.6 / 30	F.0.5 / 5	C.2.4 / 30	F.0.1 / 5	4.8 / 7.3 / 817.85
103+00	C.2.5 / 30	F.0.1 / 0	C.1.7 / 30	F.0.6 / 5	5.0 / 7.5 / 817.68
104+00	C.1.8 / 30	F.0.6 / 0	C.0.9 / 30	F.1.1 / 5	5.2 / 7.7 / 817.51
B.M.			4.05	818.68 ✓	

Spike in fence-post N. side Rd. Sta. 99+97

17.8	17.6	16.7	16.5	16.3	16.7	16.4	15.9	16.4	16.4	15.9			
5.8	6.0	6.9	7.1	7.3	6.9	7.2	7.7	7.2	7.2	7.7	6.8		
33	30	22	14	8	0	16	18	23	30	33	5		
19.0	19.0	19.4	17.5	16.9	18.4	18.6	18.2	17.4	17.6	19.3	19.9	19.0	
4.6	4.6	4.2	6.1	6.7	5.2	5.0	5.4	6.2	6.1	4.3	4.3	4.6	3.8
33	30	23	18	15	11	0	14	17	21	28	30	33	5
19.1	19.2	19.2	17.7	17.6	18.3	18.6	18.3	17.6	17.8	18.3	18.6	18.9	18.9
4.5	4.4	4.4	5.9	6.0	5.3	5.0	5.3	6.0	5.8	5.3	5.0	4.7	4.7 4.0
33	30	22	17	15	13	0	13	16	17	21	29	30	33 5
18.2	18.3	18.5	18.0	18.8	17.6	17.9	18.0	18.3	18.0	17.5	17.4	18.1	18.3	18.2
5.4	5.3	5.1	5.6	5.3	6.0	6.2	5.6	5.3	5.6	6.1	6.2	5.5	5.3	5.4 4.7
33	30	27	25	21	18	16	14	0	13	15	18	23	30	33 5
18.0	18.0	18.1	17.0	17.1	17.5	17.8	17.6	17.2	17.1	17.6	17.7	17.5	
5.6	5.6	5.5	6.6	6.5	6.1	5.8	6.0	6.4	6.5	6.0	5.9	6.1	5.6
33	30	24	21	17	15	0	13	15	17	21	30	33	5
17.6	17.7	17.2	17.0	16.8	17.5	17.7	17.6	16.9	17.2	17.9	17.9	17.6	17.2
6.0	5.9	6.4	6.6	6.8	6.1	5.9	6.0	6.7	6.4	5.7	5.7	6.0	6.4 5.6
33	30	24	22	18	15	0	12	14	18	22	26	30	33 5
17.6	18.3	17.9	17.2	17.0	17.5	17.7	17.8	17.1	17.3	18.1	18.0	17.8	17.3
5.1	4.4	4.8	5.5	5.7	5.2	5.0	4.9	5.6	5.4	4.6	4.7	4.9	5.4 4.9
33	30	28	22	18	16	0	11	14	19	21	25	30	33 5
17.7	17.7	16.8	16.7	16.6	17.4	17.6	17.6	16.5	16.4	16.8	16.7	17.0	16.9	16.5
5.0	5.0	5.9	6.0	6.1	5.3	5.1	5.1	6.2	6.3	5.9	6.0	5.7	5.8	6.2 5.6
33	30	27	23	19	16	0	10	12	15	17	23	26	30	33 5
17.3	16.8	16.2	16.2	16.9	16.9	16.8	15.9	16.2	15.6	15.7	15.9	15.9	15.8
5.7	5.9	6.0	6.5	5.8	5.8	5.9	7.3	7.3	6.9	7.0	6.8	6.8	6.9 6.3
33	30	28	20	17	0	8	11	15	18	26	27	30	33 5

Spike in fence-post N. side Rd. Sta. 99+97

6/10/29

Sta.	B.S.	H.I.	F.S.	Elev.	Grade
B.M.	4.24	822.01 ✓		817.77 ✓	
81+00		F.4.1 / 19.1	F.1.9 / 0	F.2.7 / 17.0	F.2.2 / 5	2.9 5.4 819.10
82+00		F.3.8 / 18.7	F.1.9 / 0	C.0.6 / 30	F.1.5 / 5	2.8 5.3 819.20
83+00		C.0.8 / 30	F.2.0 / 0	C.0.6 / 30	F.1.1 / 5	2.7 5.2 819.30
⊙	6.85	824.83 ✓	4.03	817.98 ✓		
84+00		C.2.0 / 30	F.1.6 / 0	C.0.9 / 30	F.1.5 / 5	5.4 7.9 819.40
85+00		C.3.3 / 30	F.0.1 / 0	C.2.1 / 30	C.0.1 / 5	5.3 7.8 819.50
86+00		C.4.0 / 30	C.0.5 / 0	C.3.2 / 30	C.1.3 / 5	5.2 7.7 819.60
87+00		C.2.9 / 30	F.0.1 / 0	C.2.6 / 30	C.0.8 / 5	5.1 7.6 819.70
⊙	4.83	824.56 ✓	5.10	819.73 ✓		
88+00		C.3.1 / 30	F.0.1 / 0	C.2.3 / 30	C.0.4 / 5	4.8 7.3 819.80
89+00	C.0.2 / 5	C.2.4 / 30	F.0.3 / 0	C.2.1 / 30		4.7 7.2 819.90
90+00	C.0.4 / 5	C.2.8 / 30	F.0.2 / 0	C.2.4 / 30		4.6 7.1 820.00
91+00	C.1.5 / 5	C.3.7 / 30	F.0.1 / 0	C.4.0 / 30		4.8 7.3 819.83
⊙	4.24	822.26 ✓	6.54	818.02 ✓		

Spike in root 24" Soft Maple S. side Rd. Sta. 79+50

	16.5	16.1	15.3	15.0	14.9	15.4	16.1	17.1	17.2	16.7	16.0	16.0	16.2	16.3			
	5.4	5.0	4.2	3.9	3.8	4.3	5.0	6.0	6.1	5.6	4.9	4.9	5.1	5.2			
	33	30	28	25	18	13	3	7	0	14	19	20	30	33	5		
	16.6	16.5	15.3	14.7	15.8	16.8	17.3	17.8	16.8	17.3	17.2						
	5.4	5.2	4.7	4.7	4.8	5.2	5.7	5.7	5.2	5.7	5.8	5.3					
	33	30	25	18	13	10	0	14	20	30	33	5					
	17.4	17.6	16.5	15.9	16.0	17.1	17.3	17.1	16.6	16.4	16.5	17.4	17.6				
	4.4	4.4	3.5	3.1	3.0	3.8	4.7	4.8	5.4	5.6	5.5	4.6	4.2	3.8			
	33	30	23	19	16	12	0	14	15	20	24	30	33	5			
	17.6	18.9	18.5	16.7	16.5	17.7	17.9	17.5	16.6	16.7	17.6	17.9	17.4				
	6.2	5.9	6.3	8.1	8.3	7.1	6.0	6.3	8.2	7.8	7.2	7.0	6.6	6.9			
	33	30	23	24	18	13	0	14	18	23	26	30	33	5			
	17.8	20.3	20.3	18.1	19.1	18.5	18.4	18.9	17.9	17.7	18.9	19.1	18.7				
	5.0	4.5	4.5	6.7	6.7	5.3	5.8	5.9	6.8	7.1	5.9	5.7	6.1	5.7			
	33	30	29	23	16	12	0	14	17	23	27	30	33	5			
	20.6	21.1	21.1	18.9	18.7	19.8	20.1	19.9	19.1	19.1	20.0	20.3	20.1				
	4.2	3.7	3.7	5.9	6.1	5.0	4.7	4.8	5.7	5.7	4.8	4.5	4.8	4.9			
	33	30	29	22	17	11	0	15	19	24	27	30	33	5			
	19.3	20.1	19.0	18.9	19.3	19.6	19.5	18.6	18.9	19.7	19.8	19.6					
	5.5	4.7	5.8	5.8	5.5	5.2	5.3	6.2	5.9	5.1	5.0	5.2	4.9				
	33	30	30	19	13	0	15	19	23	29	30	33	5				
	19.4	20.4	19.3	17.0	19.6	19.7	19.4	18.8	19.0	19.6	19.5						
	5.2	4.2	5.3	6.6	5.0	4.8	5.3	5.8	5.6	5.0	5.1	4.4					
	33	30	20	15	12	0	15	19	23	30	33	5					
	19.3	19.4	19.1	18.9	19.7	19.6	19.3	18.8	18.7	19.4	19.5	19.1	18.6	18.0	17.9		
	4.5	5.3	4.8	5.7	4.7	5.0	5.3	5.8	5.9	5.2	5.1	5.6	6.0	6.6	6.7		
	5	33	30	23	16	11	0	16	19	23	26	30	33	37	40	43.5	
	19.8	20.3	20.1	19.7	18.6	19.7	19.8	19.5	19.0	19.1	19.9	19.6	19.4	19.5			
	4.2	4.5	4.3	4.6	5.8	6.0	4.8	4.8	5.1	5.6	5.5	4.7	5.0	5.3	5.1		
	5	33	30	24	19	16	11	0	16	19	23	30	33	40	43.5		
	20.4	21.0	20.3	19.5	18.2	19.3	19.7	19.6	19.1	19.2	20.3	20.4	20.1	20.3			
	3.3	4.2	4.6	4.3	6.1	6.4	4.8	4.9	5.2	5.5	4.8	4.5	4.8	4.5			
	5	33	30	20	17	13	7	0	16	19	23	30	33	40	43.5		

Sta.	B.S.	H.I.	F.S.	Elev.	Grade
		822.26			
92+00	C.1.8 / 5 . C.3.1 / 30		F.1.9 / 0	C.3.8 / 30	2.6 5.1 819.67
93+00		F.6.6 / 22.9	F.3.4 / 0	F.3.5 / 18.2	2.6 5.1 819.70
93+50			F.5.2 / 0	F.5.2 / 26.8	1.9. 4.4 820.38
93+81					821.00
94+17					821.00
95+00	F.3.4 / 5	F.4.3 / 19.4	F.3.7 / 0	F.3.7 / 18.5	2.9 5.4 819.41
⊙	4.57	820.46	6.37	815.89	
			3.94	816.52	

| | | | | |

6/12/29

C.S.C.
D.T.G.
M.B.H.

Sta.	B.S.	H.I.	F.S.	Elev.	Grade
B.M.	6.63	827.82 ✓		821.19	
54+00	C.2.0 / 30	0.0 / 5	C.2.7 / 30	C.0.6 / 5	4.4 / 6.9 / 823.38
55+00	C.2.1 / 30	C.0.1 / 0	C.2.5 / 30	C.0.5 / 5	3.9 / 6.4 / 823.88
55+45 = Extra Section					
56+00	C.1.5 / 30	F.1.7 / 0	C.1.9 / 30	F.0.1 / 5	4.2 / 6.7 / 823.60
57+00	F.4.0 / 19.0	F.2.1 / 0	F.4.0 / 19.0	F.3.2 / 5	4.6 / 7.1 / 823.20
58+00	C.1.8 / 30	F.1.9 / 0	C.1.2 / 30	F.0.6 / 5	5.0 / 7.5 / 822.80
B.M.	5.40	826.59 ✓	6.63	821.19 ✓	
58+50	C.2.2 / 30	F.0.4 / 0	C.2.7 / 30	C.0.5 / 5	4.0 / 6.5 / 822.60
59+00	C.2.0 / 30	F.0.3 / 0	C.3.2 / 30	C.1.0 / 5	4.2 / 6.7 / 822.40
60+00	C.1.0 / 30	F.0.9 / 0	C.3.2 / 30	C.1.2 / 5	4.6 / 7.1 / 822.00
61+00	C.1.6 / 30	F.1.8 / 0	C.2.0 / 30	0.0 / 5	4.9 / 7.4 / 821.66
62+00	C.2.5 / 30	C.0.3 / 0	C.3.7 / 30	C.1.7 / 5	5.3 / 7.8 / 821.33
⊙	3.85	824.54 ✓	5.90	820.69 ✓	

Spike in 10" Basswood S. side Rd. Sta. 57+68 ✓

23.4	23.4	22.9	21.1	22.0	23.3	23.4	23.8	23.4	22.3	23.5	23.3	23.6	23.5				
4.4	4.4	4.9	6.7	5.8	4.5	4.4	4.1	5.4	5.4	4.3	4.7	4.2	4.5	3.9			
33	31	30	25	16	10	8	12	15	19	23	27	30	33	5			
24.2	24.1	23.5	22.4	22.0	22.4	23.9	24.0	23.9	23.6	22.8	22.8	22.2	24.1	24.9	23.6		
3.6	3.7	4.3	5.4	5.8	5.4	3.9	3.8	3.9	4.2	5.0	5.0	3.6	3.7	3.9	4.2	3.4	
33	31	30	27	17	14	11	8	11	12	14	16	22	27	30	33	5	
24.0	24.0	23.6	22.4	22.1	22.5	22.7	23.6	23.8	23.6	22.6	22.7	23.8	23.5	23.3			
3.8	3.8	4.3	5.4	5.7	5.3	5.1	4.2	4.0	4.3	5.3	5.1	4.0	4.3	4.5			
33	31	30	27	24	21	16	12	8	11	14	16	21	30	33			
22.3	22.6	21.2	21.0	20.6	20.6	21.7	21.9	21.8	21.1	21.1	22.0	23.0	23.0	23.9	22.9		
5.4	5.2	6.6	6.8	7.2	7.2	6.1	5.9	6.0	6.7	6.7	5.8	4.8	4.8	4.0	4.9	4.3	
33	30	27	24	21	17	13	12	11	18	15	18	23	28	30	33	5	
19.7	19.7	19.1	19.4	20.1	20.1	20.2	19.4	19.2	19.5	19.7	19.6	19.3					
8.1	8.1	8.7	8.4	7.7	7.7	7.6	8.4	8.6	8.3	8.1	8.2	8.5	8.8				
33	30	23	15	14	8	4	12	20	21	27	30	33	5				
22.0	22.1	21.3	20.9	20.7	21.2	21.4	21.4	20.7	20.9	22.2	22.2	21.5	21.9				
5.8	5.7	6.5	6.9	7.1	6.6	6.4	6.4	7.1	6.8	5.6	5.6	6.3	6.4	5.6			
33	30	23	21	18	16	8	10	12	19	22	26	30	33	5			
22.3	22.8	21.4	21.2	21.7	22.0	22.2	22.0	21.5	21.3	21.7	22.9	23.2	22.5	22.4			
4.3	4.3	5.2	5.4	4.9	4.6	4.4	4.6	5.1	5.3	4.9	3.7	3.4	3.8	4.2	3.5		
33	30	23	18	15	13	8	11	13	16	19	22	26	30	33	5		
21.9	21.9	21.5	21.2	20.8	21.8	22.1	22.0	21.3	21.4	22.9	23.1	22.7					
4.7	4.2	5.1	5.4	5.8	4.8	4.5	4.6	5.3	5.2	3.7	3.5	3.9	3.2				
33	30	26	23	17	14	8	12	14	17	23	30	33	5				
20.6	20.5	20.3	19.7	19.5	20.9	21.1	21.0	20.3	20.4	22.4	22.7	22.4					
6.0	6.1	6.5	6.9	7.1	5.7	5.5	5.6	6.3	6.2	4.2	3.9	4.2	3.4				
33	30	23	19	16	12	8	13	15	18	24	30	33	5				
20.9	20.9	19.8	19.7	20.4	20.5	20.5	19.9	20.0	20.5	21.2	21.3						
5.7	5.8	6.9	6.9	6.2	6.1	6.1	6.7	6.6	6.1	5.4	5.3	4.9					
33	30	25	16	12	8	4	13	15	20	23	30	33	5				
21.5	21.3	21.2	20.5	20.5	21.5	21.6	21.3	20.9	20.9	22.1	22.5	22.3					
5.1	5.3	5.4	6.1	6.1	5.1	5.0	5.3	5.8	5.8	4.5	4.1	4.3	3.6				
33	30	24	17	15	12	8	14	15	18	22	30	33	5				

Sta.	B.S.	H.I.	F.S.	Elev.	Grade
		824.54			
63+00	C.1.2 / 30	F.0.4 / 0	C.3.5 / 30	C.1.6 / 5	3.5 821.00 6.0
64+00	C.1.6 / 30	F.1.2 / 0	C.2.0 / 30	C.0.5 / 5	3.5 821.00 6.0
65+00	C.2.1 / 30	F.1.0 / 0	C.1.2 / 30	F.0.4 / 5	3.5 821.00 6.0
66+00	C.0.6 / 30	F.1.6 / 0	C.0.3 / 30	F.1.3 / 5	3.5 821.00 6.0
T.B.M	5.38	824.87 ✓	5.06	819.48 ✓	
67+00	F.0.6 / 5 C.1.1 / 30	F.1.3 / 0	C.1.0 / 30		3.9 821.00 6.4
68+00	F.0.7 / 5 C.1.1 / 30	F.1.1 / 0	C.1.4 / 30		3.9 821.00 6.4
69+00	F.0.3 / 5 C.1.5 / 30	F.0.7 / 0	C.1.8 / 30		3.9 821.00 6.4
70+00	C.0.7 / 5 C.2.5 / 30	C.0.1 / 0	C.2.5 / 30		3.9 821.00 6.4
⊙	4.46	826.71 ✓	2.62	822.25 ✓	
71+00	C.2.6 / 5 C.4.4 / 30	C.1.5 / 0	C.3.9 / 30		5.9 821.00 8.2
72+00	C.4.0 / 30	C.1.3 / 0	C.3.7 / 30	C.2.1 / 5	5.7 821.00 8.2
73+00	C.3.5 / 30	C.0.4 / 0	C.2.7 / 30	C.1.0 / 5	5.7 821.00 8.2

19.5 19.7 19.4 19.3 20.9 20.6 20.4 19.6 19.8 21.5 22.0 21.8
5.0 4.8 5.1 5.2 4.1 3.8 4.1 4.9 4.7 3.1 2.5 2.7 1.8 ✓
33 30 20 16 72 0 13 16 4 23 40 33 5

20.3 20.1 19.8 19.0 19.1 19.8 19.8 19.7 18.9 19.0 20.9 20.5 20.8
4.2 4.4 4.7 5.5 5.4 4.7 4.7 4.8 5.6 5.5 4.1 4.0 3.7 3.0 ✓
33 30 26 19 15 13 0 12 15 18 24 30 33 5

20.8 20.6 20.4 19.2 19.2 19.9 20.0 19.8 18.8 18.9 19.8 19.7 19.9 ✓
3.7 3.9 4.1 5.3 5.3 4.6 4.5 4.7 5.7 5.6 4.7 4.8 4.6 3.9
33 30 23 21 15 13 0 11 13 17 23 30 33 5

19.5 19.1 19.0 18.6 18.5 19.3 19.4 19.5 18.4 18.3 19.0 18.5 19.1 ✓
6.8 5.4 5.5 5.9 6.0 5.2 5.1 5.0 6.1 6.2 5.0 5.7 5.4 4.5
33 30 24 23 16 14 0 11 15 19 23 30 33 5

20.4 19.7 19.6 19.6 18.6 18.7 19.6 19.7 19.7 19.9 18.5 18.6 19.4 19.5 19.3 19.5 19.2 19.9 ✓
4.5 5.2 5.3 5.3 6.3 6.2 5.3 5.2 5.2 6.0 6.2 6.3 5.5 5.4 5.6 5.4 5.7 4.0
5 33 30 23 18 16 13 0 11 14 16 18 24 30 40 44 49 73

19.8 19.6 19.5 18.9 18.9 19.7 19.9 19.7 18.7 19.7 19.2 19.7 19.9 19.8 20.1 19.7 19.3
4.6 5.1 5.3 5.4 6.0 6.0 5.2 5.2 6.2 6.2 5.7 6.2 5.0 5.1 4.8 5.2 5.6
5 33 30 23 23 19 19 0 11 14 15 20 22 30 41 43 60 73

20.0 20.0 19.9 19.7 19.3 20.1 20.3 20.1 19.1 19.2 20.3 20.3 20.2 20.4 20.2 19.7
4.2 4.6 4.7 5.0 5.2 5.4 4.5 4.6 4.8 5.8 5.7 4.6 4.6 4.7 4.5 4.7 5.2
5 33 30 25 22 17 14 0 11 13 16 22 30 40 43 48 73

21.1 21.0 21.1 20.3 20.1 21.1 21.8 20.9 19.8 19.9 21.0 21.0 20.9 20.9 19.7 20.3
3.8 3.9 3.9 4.6 4.8 3.8 3.8 4.2 5.1 5.0 3.9 3.9 4.0 4.0 5.2 4.6
33 30 24 22 17 14 0 11 14 17 22 30 33 44 51 73

22.9 22.9 22.7 21.8 21.4 22.4 22.5 22.0 21.2 21.0 22.3 22.9 22.1 22.2 21.7 21.3
3.5 3.8 3.8 4.0 5.2 4.3 4.2 4.7 5.5 5.7 4.9 4.3 4.4 4.5 5.0 5.4
5 33 30 27 23 17 14 0 13 14 21 24 30 41 44 57 73

22.7 22.5 22.3 21.6 21.2 22.1 22.3 21.9 21.4 21.4 22.3 22.2 22.4
4.0 4.2 4.4 5.1 5.5 4.6 4.4 4.8 5.3 5.3 4.4 4.5 4.5 4.6
33 30 25 22 19 14 0 13 14 15 31 30 33 5

22.2 22.0 21.6 20.6 20.5 21.3 21.4 21.1 20.4 20.3 21.3 21.2 21.2 ✓
4.5 4.7 5.1 6.1 6.2 5.3 5.3 5.6 6.3 6.4 5.0 5.5 5.5 4.7
33 30 23 19 16 13 0 13 14 16 22 30 33 5

Sta.	B.S.	H.I.	F.S.	Elev.	Grade
		826.71			
74+00	C.2.3 / 30		F.0.4 / 0	C.2.4 / 30	C.0.8 / 5 — 5.7 / 8.2 — 821.00
⊙	3.29	823.65 ✓	6.35	820.36 ✓	
75+00	C.1.7 / 30		F.0.4 / 0	C.1.7 / 30	C.0.1 / 5 — 3.0 / 5.5 — 820.67
76+00	C.3.0 / 30		F.0.2 / 0	C.3.0 / 30	C.1.3 / 5 — 3.4 / 5.9 — 820.33
77+00	F.1.1 / 5 — C.0.4 / 30		F.1.0 / 0	C.1.6 / 30	3.7 / 6.2 — 820.00
78+00	F.0.7 / 5 — C.1.1 / 30		F.1.2 / 0	C.0.8 / 30	4.0 / 6.5 — 819.67
79+00	F.0.3 / 5 — C.1.5 / 30		F.1.8 / 0	C.1.2 / 30	4.4 / 6.9 — 819.33
79+29					
80+00			F.1.6 / 0		4.7 / 7.2 — 819.00
B.M.			5.90	817.75 ✓	

20.9	20.8	20.5	19.7	19.6	20.4	20.6	20.3	19.5	19.6	20.9	20.9	21.1	✓											
5.9	5.9	6.2	7.0	7.1	6.3	6.1	6.4	7.2	7.1	5.8	5.8	5.6	4.5											
33	30	27	22	16	13	8	13	15	17	23	30	33	5											
20.6	19.9	19.9	19.4	19.3	20.1	20.8	20.1	19.2	19.3	20.0	19.9	19.5												
3.2	3.8	3.8	4.3	4.4	3.6	3.4	3.6	4.5	4.4	3.7	3.8	3.9	2.8	✓										
33	30	27	22	16	12	8	13	16	17	23	30	33	5											
21.1	20.8	20.7	19.7	18.8	19.9	20.1	19.7	19.3	19.4	20.5	20.8	20.9												
2.6	2.9	3.0	4.0	4.9	3.9	3.6	4.0	4.4	4.3	3.2	2.9	2.8	2.1	✓										
33	30	28	26	17	13	8	14	16	21	26	30	33	5											
4.8	19.2	17.9	17.9	17.3	17.3	18.7	19.0	19.9	17.7	19.1	19.0	19.1	18.7	18.7	18.4	✓								
5	5.5	5.8	5.8	6.4	6.4	5.0	4.7	4.8	6.8	5.6	4.7	4.6	5.0	5.0	5.3									
	33	30	27	24	19	12	8	13	17	24	26	30	34	44	63									
✓	4.7	19.4	19.3	16.6	16.4	18.3	19.5	19.0	17.1	16.9	16.8	17.8	18.0	18.8	17.2	19.0	19.2							
	5	5.3	5.4	7.1	7.3	5.4	5.2	5.7	6.6	6.7	6.8	5.9	5.7	4.7	5.5	4.7	5.0							
		33	30	23	17	12	8	10	17	21	27	29	30	37	44	49	63							
	17.3	17.2	16.7	16.3	15.7	17.1	17.5	17.3	17.0	17.1	17.3	18.3												
5.7	6.8	6.5	7.0	7.4	8.0	6.6	6.2	6.4	6.7	6.6	6.4	5.4	✓											
5	33	30	27	24	15	10	8	14	25	30	37	63												
	16.7	16.3	15.4	15.5	16.9	17.5	17.4	17.4	17.9															
	7.0	7.4	8.3	8.2	6.8	6.2	6.3	6.3	5.8															
	33	29	26	16	9	8	12	31	50															
		14.3	14.5	15.0	17.0	17.4	16.8	15.3	14.9															
		8.8	8.2	8.7	6.7	6.3	6.8	8.4	9.3	✓														
		20	17	11	5	0	14	17	20															

Spike in 24" soft Maple S. Side Rd. Sta 79+50

6/17/29 A.M.

Sta.	B.S.	H.I.	F.S.	Elev.	Grade
B.M.	6.34	821.99		815.65	
106+50					
107+00					
108+00					

Borrow Pit Extention
Prelim. X-Sections

16.0	15.4	15.7	16.0	
6.0	6.6	6.3	6.0	
33	56	82	113	
16.4	15.9	15.7	15.8	15.9
5.6	6.1	6.3	6.2	6.1
33	47	69	97	113
16.6	15.5	15.3	14.9	
5.4	6.5	6.7	7.1	
33	56	85	113	

6/18/29 PM.

Sta.	B.S.	H.I.	F.S.	Elev.	Grade
B.M.	3.69	834.39 ✓		830.70 ✓	
0+00		F.0.0 / 0			3.4 / 5.9 / 831.00
1+00		F.0.0 / 0	C.2.2 / 30	C.1.1 / 5	4.4 / 6.9 / 830.00
2+00		F.0.0 / 0	C.1.3 / 30	0.0 / 5	5.3 / 7.8 / 829.12
⊙	4.87	833.74 ✓	5.52	828.87 ✓	
3+00		F 0.0 / 0	C.0.9 / 30	0.0 / 5	4.7 / 7.2 / 829.00
4+00		F.0.0 / 0	C.1.4 / 30	C.0.4 / 5	4.8 / 7.2 / 829.00
5+00		F.1.0 / 0	C.1.8 / 30	C.0.7 / 5	4.5 ✓ / 7.0 / 829.15
5+40					4.1 / 6.6 / 829.56
5+75 = Extra Section					
6+00					3.5 / 6.0 / 830.20
6+79 = Extra Section					
7+00					3.3 / 5.8 / 830.36
⊙	4.35	834.78 ✓	3.31	830.43 ✓	

Prim. Rd. #218

⊗ on N.E. Corner School-house step in Washburn Sta. 487+30

31.1 30.2 29.6 29.7 30.1 30.6 30.8 30.9
2.7 4.2 4.8 4.7 4.3 3.8 3.6 3.5
33 30 23 18 17 0 18 33

29.8 29.6 29.5 29.2 29.9 29.1 28.8 29.0 30.2 30.2 30.3 ✓
4.4 4.8 4.9 5.2 3.0 5.3 5.6 5.4 4.2 4.2 4.1
33 30 28 18 0 13 19 23 27 30 33

28.9 28.7 28.4 28.9 28.3 27.8 28.9 29.0 29.0 ✓
5.5 5.7 6.0 5.5 6.1 6.6 5.5 5.4 5.4
33 30 17 0 15 22 27 30 33

29.4 29.4 29.3 28.5 29.1 27.5 27.4 27.9 27.9 27.9 ✓
3.8 3.3 3.4 3.9 5.6 6.2 6.3 5.8 5.8 5.8
33 30 12 0 15 18 23 27 30 33

29.1 29.1 29.2 27.4 27.4 29.2 28.9 28.1 27.6 27.5 28.4 28.5 ✓
5.6 5.6 5.5 6.3 6.3 5.5 5.3 5.6 6.1 6.2 5.3 5.2
33 30 28 22 20 10 0 13 18 24 30 33

28.8 28.6 28.2 28.1 28.2 29.0 27.5 27.9 28.9 29.0 29.2 ✓
4.9 5.1 5.5 5.6 5.5 5.1 6.2 5.8 4.8 4.7 4.5
33 30 24 20 0 16 30 24 27 30 33

29.0 29.3 29.2 28.9 28.6 28.6 29.4 28.8 29.9 28.9 ✓
4.7 4.4 4.5 4.3 5.1 5.1 4.3 4.9 4.0 4.8
33 30 21 14 0 13 19 28 30 33

29.9 29.5 28.8 29.8 28.8 29.4 29.2
4.3 4.2 5.7 3.9 5.9 4.3 4.5
33 7 6 0 18 19 33

29.8 29.4 29.5 30.0 30.0 29.9 29.3 29.3
4.4 4.3 4.2 3.7 3.7 3.8 4.4 4.4
33 24 11 4 0 14 26 33

29.4 29.5 29.5 29.5 29.8 29.5 29.4 ✓
4.3 4.2 3.9 3.9 3.9 4.2 4.3
33 4 3 0 19 20 33

30.6 30.3 29.7 29.6 29.8 29.6 29.3 29.3
3.1 3.3 4.0 4.1 3.9 4.1 4.4 4.4
33 30 20 11 0 16 33 33 ✓

Sta.	B.S.	H.I.	F.S.	Elev.	Grade
		834.78✓			
8+00	C. 3.8 / 30	C. 0.1 / 0	C. 2.5 / 30	C. 1.0 / 5	4.3 / 6.8 / 830.52
9+00	C. 3.4 / 30	F. 0.7 / 0	C. 2.9 / 30	C. 1.0 / 5	4.1 / 6.6 / 830.68
B.M		5.04	829.74✓	829.75	4.0 / 6.3
10+00	C. 1.1 / 30	F. 0.9 / 0	C. 1.0 / 30	F. 0.9 / 5	830.84
11+00	C. 1.9 / 30	F. 0.6 / 0	C. 3.0 / 30	C. 1.0 / 5	4.0 / 6.5 / 830.83
11+50	C. 2.3 / 30	0.0 / 0	C. 3.9 / 30	C. 2.0 / 5	4.4 / 6.9 / 830.40
⊙	3.34	832.48✓	5.65	829.14✓	
12+00	C. 2.0 / 30	F. 0.3 / 0	C. 3.7 / 30	C. 1.8 / 5	2.7 / 5.2 / 829.79
13+00	C. 1.4 / 30	F. 0.6 / 0	C. 1.9 / 30	F. 0.2 / 5	3.9 / 6.4 / 828.58
14+00	C. 2.7 / 30	F. 0.4 / 0	C. 2.7 / 30	C. 0.6 / 5	5.1 / 7.6 / 827.37
15+00	C. 6.2 / 30	F. 0.1 / 0	C. 5.2 / 30	C. 3.9 / 5	6.3 / 8.8 / 826.16
⊙	3.77	828.39✓	7.86	824.62✓	
16+00	C. 1.5 / 30	F. 0.5 / 0	C. 3.2 / 30	C. 2.9 / 5	3.4 / 5.9 / 824.95
17+00	C. 0.8 / 30	F. 0.9 / 0	C. 0.8 / 30	F. 0.6 / 5	4.7 / 7.2 / 823.74

32.0 31.8 31.2 30.0 29.9 30.3 30.6 30.2 30.5 30.6 ✓
2.8 3.0 3.6 4.8 4.8 4.5 4.2 4.6 4.3 4.2 3.3
33 30 27 23 21 19 0 14 30 33 5

31.6 31.6 31.6 29.4 29.6 29.8 30.0 29.6 29.3 29.5 31.1 31.1 31.0
3.2 3.2 3.2 5.4 5.2 5.0 4.8 5.2 5.5 5.3 3.7 3.7 3.3 3.1 ✓
33 30 27 22 16 10 0 12 14 19 23 30 33 5

Spike in root 15" Soft Maple S. Side Rd. Sta. 9+52

29.2 29.4 29.2 28.7 28.7 29.7 29.9 29.5 29.0 29.1 29.5 28.3 29.4 ✓
5.6 5.4 5.6 6.1 6.1 5.1 4.9 5.4 5.8 5.7 5.3 6.5 5.4 4.9
33 30 21 20 17 14 0 12 14 18 24 30 33 5

29.6 29.7 30.2 30.3 29.8 29.8 30.1 30.2 29.9 29.3 29.3 31.2 31.5 31.4 ✓
5.2 5.1 4.6 4.5 5.9 6.0 4.7 4.6 4.9 5.5 5.5 3.6 3.5 3.4 3.0
33 32 30 27 21 17 13 0 12 14 18 24 30 33 5

29.7 30.2 30.8 30.1 28.7 28.7 30.0 30.4 29.9 29.2 29.2 31.7 31.8 31.8 ✓
5.1 4.6 4.0 4.7 6.1 6.1 4.8 4.4 4.9 5.6 5.8 3.1 3.0 3.0 2.9
33 30 24 21 14 16 14 0 12 13 16 24 30 33 5

29.2 29.3 29.6 28.2 28.0 28.5 29.3 29.5 29.1 28.5 29.4 30.2 30.7 31.0 ✓
3.3 3.2 2.9 4.3 4.5 4.0 3.2 3.0 3.4 4.0 4.1 2.3 1.8 1.5 0.9
33 30 23 20 15 16 13 0 12 14 17 21 30 33 5

27.5 27.5 27.4 26.7 26.7 27.6 28.0 27.8 27.1 26.5 25.8 25.8 27.7 28.0 28.0 27.6 2.1 5
5.0 5.0 5.1 5.8 5.8 4.9 4.5 4.7 5.4 6.0 6.7 6.7 5.3 4.5 4.1 4.7 ✓
33 30 22 20 14 11 0 14 16 20 22 24 25 28 30 33

27.6 27.6 27.7 26.1 25.5 25.7 26.9 27.0 26.8 25.3 25.5 27.4 27.6 27.3
4.9 4.9 5.3 6.4 7.0 6.8 5.6 5.5 5.7 7.2 7.0 5.1 4.8 5.2 4.5 ✓
33 30 20 19 16 14 12 0 16 21 24 26 30 33 5

30.1 29.9 29.5 26.7 25.0 25.0 25.8 26.1 25.9 25.1 24.3 24.3 28.9 29.4
2.4 2.6 3.0 5.8 7.5 7.5 6.7 6.9 6.7 7.4 8.2 8.2 3.6 3.1 2.9
33 30 26 19 16 13 11 0 15 18 20 23 30 33 5

24.0 24.0 24.0 22.4 22.1 22.7 24.3 24.5 24.2 23.8 23.0 23.7 24.8 25.7 27.5
4.9 4.4 4.4 6.0 6.3 5.7 4.1 3.9 4.2 4.6 5.4 5.2 3.6 2.7 0.9 0.5 ✓
33 30 20 22 18 15 10 0 14 13 20 23 29 30 33 5

21.4 22.0 22.1 21.0 20.7 22.7 22.8 22.6 22.3 22.0 22.5 23.1 ✓
6.8 6.4 6.3 7.4 7.7 5.7 5.6 5.8 6.1 6.4 5.9 5.3
33 30 27 22 13 9 0 13 12 30 33 5

Sta.	B.S.	H.I.	F.S.	Elev.	Grade
		828.39			
18+00	C. 1.7 / 30	F. 0.6 / 0	C. 1.0 / 30	F. 0.5 / 5	5.9 8.4 822.50
19+00	C. 1.1 / 30	F. 1.0 / 0	F. 2.2 / 16.3	F. 1.3 / 5	6.1 8.6 822.29
T.B.M			6.93	821.46	
6/19/29					
T.B.M.	4.61	826.07		821.45	
20+00	C. 1.0 / 30	F. 1.0 / 0	C. 0.3 / 30	F. 1.1 / 5	4.0 6.5 822.08
21+00	F. 4.3 / 19.4	F. 1.4 / 0	C. 0.4 / 30	F. 1.1 / 5	4.2 6.7 821.88
22+00	C. 2.2 / 53	F. 1.0 / 0	F. 2.7 / 17.1	F. 1.8 / 5	4.4 6.9 821.68
⊙	3.02	824.19	4.90	821.17	
23+00	C. 3.2 / 53	F. 1.6 / 0	F. 6.0 / 22.0	F. 1.5 / 5	2.7 5.2 821.46
24+00	C. 3.2 / 53	F. 2.0 / 0	F. 6.6 / 22.9	F. 1.8 / 5	2.7 5.2 821.45
25+00	C. 3.2 / 53	F. 1.9 / 0	F. 6.6 / 22.9	F. 2.7 / 5	3.2 5.7 821.04
26+00	C. 3.9 / 53	F. 2.5 / 0	F. 6.5 / 22.8	F. 2.0 / 5	3.4 5.9 820.84
⊙	6.40	824.59	6.00	818.19	
27+00	C. 5.3 / 53	F. 2.4 / 0	F. 6.0 / 22.0	F. 3.3 / 5	4.0 6.5 820.63

21.4 21.7 21.8 20.9 19.5 20.8 21.7 21.9 21.7 20.8 19.8 19.9 21.0 21.3
3.0 6.7 6.6 5.9 5.9 7.6 6.7 6.5 6.7 7.6 8.6 8.5 7.4 7.1 6.4
33 30 28 25 18 14 10 0 13 15 22 27 30 33 5

20.6 20.9 20.9 19.5 19.2 19.7 20.4 21.1 21.3 21.0 19.1 18.4 18.4 19.1 19.7 20.4
7.8 7.5 7.5 8.9 9.2 6.7 8.0 7.3 7.1 6.4 9.3 10.0 10.0 9.2 8.7 8.0 7.4
33 30 28 24 18 15 13 11 0 12 18 23 25 30 32 33 5

Spike in Tel. Pole on S. side Rd Sta 18+70

20.6 20.6 20.6 19.2 18.8 19.4 19.9 21.0 21.1 20.5 18.8 18.6 19.9 20.2
5.5 5.5 5.5 6.9 7.3 6.7 6.2 5.1 5.0 5.6 7.3 7.3 6.2 5.9 5.1
33 30 28 25 20 18 14 11 0 14 19 27 30 33 5

18.0 18.2 18.5 17.5 17.6 18.0 20.3 20.5 20.1 18.9 18.4 18.4 18.8 20.2
8.1 7.9 7.6 8.6 8.5 8.1 5.8 5.6 6.0 7.2 7.7 7.7 6.3 5.9 5.3
33 30 27 24 19 14 9 0 13 16 21 28 30 33 5

17.5 17.5 18.0 16.7 15.8 21.2 20.7 20.5 18.7 18.3 18.7 19.2
8.6 8.6 8.1 9.4 10.7 4.9 5.4 5.6 7.4 7.8 7.4 6.9 6.2
53 38 24 20 10 9 0 11 21 28 30 33 5

18.2 18.3 18.8 18.6 16.5 16.5 19.8 19.9 19.7 18.7 16.1 15.5 14.6 14.9 19.1 19.2
5.9 5.9 5.4 5.6 7.7 7.7 4.9 4.3 4.5 5.3 8.1 8.7 9.6 9.3 5.1 5.0 4.2
53 45 33 28 23 20 11 0 12 15 19 21 22 25 30 33 5

18.0 17.9 18.6 18.3 16.0 16.0 17.1 19.4 19.5 19.3 19.1 15.0 14.3 16.2 18.9 19.1
6.2 6.3 5.6 5.9 8.2 8.2 7.1 4.8 4.7 4.9 6.1 9.2 9.4 8.0 5.3 5.1 4.5
53 39 35 29 25 22 19 12 0 11 15 20 24 26 30 33 5

17.8 17.9 17.8 15.9 16.1 18.2 19.1 19.1 18.9 17.9 14.9 14.8 16.4 17.8 17.6
6.4 6.3 6.4 8.3 8.1 6.0 5.1 5.1 5.3 6.3 9.3 9.4 7.8 6.4 6.6 5.9
53 38 29 26 22 18 14 0 9 13 19 27 25 28 33 5

18.2 18.1 18.1 16.9 16.8 17.1 18.1 18.3 18.1 17.3 15.6 14.7 14.8 17.0 18.2 18.1
6.0 6.1 6.1 7.3 7.4 7.1 6.1 5.9 6.1 7.0 8.6 9.5 9.4 7.2 6.0 6.1 5.9
53 39 31 29 25 19 16 0 12 15 17 20 25 26 29 33 5

19.4 19.3 18.7 17.5 16.8 18.4 19.2 19.0 17.5 15.3 14.6 14.7 16.9 16.7
5.2 5.3 5.9 7.1 7.8 6.2 6.4 6.6 7.1 9.3 10.0 9.9 7.7 7.9 7.3
53 42 36 28 23 17 0 10 12 16 18 22 28 33 5

Sta.	B.S	H.I.	F.S.	Elev.	Grade
		824.59			
28+00	C. 5.2 / 53	F. 0.8 / 0	F. 6.0 / 22.0	F. 0.6 / 5	4.2 6.7 820.42
T.B.M			4.95	819.64	
6/20/29		D.S.B-D.T.G. C.V.C-M.B.H.			
T.B.M.	3.36	823.00		819.64	
29+00	C. 5.2 / 53	F. 0.7 / 0	F. 5.5 / 21.3	F. 0.9 / 5	2.8 5.3 820.21
30+00	C. 3.9 / 53	F. 1.5 / 0	F. 6.4 / 22.9	F. 2.3 / 5	3.0 5.5 820.00
31+00	C. 3.7 / 53	F. 2.2 / 0	F. 6.6 / 22.9	F. 2.2 / 5	3.0 5.5 820.00
32+00	C. 4.1 / 53	F. 2.3 / 0	F. 7.7 / 24.6	F. 2.7 / 5	3.0 5.5 820.00
33+00	C. 5.0 / 53	F. 2.7 / 0	F. 7.2 / 23.8	F. 3.0 / 5	3.0 5.5 820.00
⊙	4.16	824.13	3.03	819.97	

33+13 = W. edge Conc. Culv. 30° Skew.

33+28 = ℄ Conc. Culv.

B.M. 1.00 823.13

33+43.5 = E. edge Conc. Culv. 30° skew.

34+00	C. 5.3 / 53	F. 2.5 / 0	F. 3.0 / 17.5	F. 3.1 / 5	4.1 6.6 820.00

19.1	19.2	19.1	18.1	17.5	17.5	19.3	19.6	19.2	14.4	14.7	18.4	19.1	19.1				
5.5	5.4	5.5	6.5	7.1	7.1	5.3	5.0	5.4	10.2	9.9	6.2	5.5	5.5	4.8			
53	38	31	29	22	19	14	0	11	19	23	29	31	33	5			

Spike in Cor. Post S. Side Rd. Sta. 28+50

18.8	18.9	19.0	19.4	18.8	17.6	17.1	19.4	19.5	19.1	17.9	17.8	13.8	14.5	15.5	18.3	18.8	18.6
4.2	4.2	4.0	3.6	4.2	5.4	5.9	3.6	3.5	3.9	5.1	5.2	9.2	8.5	7.5	4.7	4.2	4.4 3.7
53	50	47	33	27	23	18	12	0	9	12	13	14	21	23	27	30	33 5

17.3	17.1	17.1	16.8	16.3	15.8	16.6	18.3	18.5	18.2	14.1	14.7	13.5	13.4	15.4	16.9	17.0	
5.7	5.9	5.9	6.2	6.7	7.2	6.5	4.7	4.5	4.8	7.9	8.3	9.5	9.6	7.6	6.1	6.0	5.3
53	47	38	31	29	25	15	9	0	13	18	19	20	24	25	29	33	5

16.8	16.8	16.7	16.6	15.6	15.8	16.5	17.7	17.8	17.8	17.8	17.4	15.1	13.4	13.0	13.9	16.9	17.2
6.2	6.2	6.3	6.4	7.4	7.2	6.5	5.3	5.2	5.2	5.2	5.6	7.9	9.6	10.0	9.1	6.1	5.8 5.5
53	47	39	30	26	21	15	11	0	13	15	19	20	22	27	28	31	33 5

17.0	16.9	16.6	16.3	15.8	15.8	16.8	17.7	17.9	17.0	14.9	14.4	12.7	12.6	16.3	16.6		
6.0	6.1	6.4	6.7	7.6	7.6	6.2	5.3	5.2	6.0	8.1	8.6	10.3	10.4	6.7	6.4	5.7	
53	44	37	24	21	17	13	0	12	18	20	22	23	27	31	33	5	

17.6	17.4	17.6	17.8	17.0	16.4	17.4	17.3	16.8	13.5	12.9	12.8	14.4	15.6	16.5			
5.4	5.6	5.4	5.2	6.0	6.6	5.6	5.7	6.2	9.5	10.1	10.2	8.6	7.4	6.5	6.0		
53	40	38	30	27	20	14	0	9	15	20	25	27	30	33	5		

13.1	13.5	12.9
11.0	10.6	11.2
15	0	15

19.8	19.8	19.8
4.2	4.3	4.3
15	0	15

Nail in Conc. Hdrl. S. Side Rd. Sta. 33+28

13.0	13.0	12.9
11.1	11.1	11.2
15	0	15

14.3	18.1	14.3	18.4	17.4	17.4	17.7	17.5	17.2	16.6	16.4	15.3	15.9	17.3				
5.8	6.0	5.8	5.5	7.5	7.7	6.9	6.6	6.9	7.6	7.5	8.8	8.2	7.8	7.2			
53	48	38	28	21	17	14	0	10	14	19	26	28	33	5			

Sta.	B.S.	H.I.	F.S.	Elev.	Grade
		824.13			
35+00	C.4.1 / 53		F.2.5 / 0 F.4.7 / 20.8	F.4.2 / 5	4.1 6.6 820.00
36+00	C.0.5 / 30		F.2.1 / 0 F.3.8 / 18.7	F.3.4 / 5	4.1 6.6 820.00
⊙	10.23	829.19	5.17	818.96	
37+00	C.0.9 / 30		F.1.0 / 0 0.0 / 30	F.1.5 / 5	8.9 11.4 820.25
38+00	C.3.6 / 30		F.0.2 / 0 C.2.6 / 30	C.2.1 / 5	7.2 9.7 822.00
38+65 = Extra Section					
39+00	C.2.8 / 30		C.0.2 / 0 C.2.6 / 30	C.1.5 / 5	5.4 7.9 823.79
40+00	C.2.0 / 30		F.0.4 / 0 C.2.3 / 30	C.0.5 / 5	4.9 7.4 824.30
41+00	C.2.6 / 30		F.0.4 / 0 C.2.5 / 30	C.0.6 / 5	4.6 7.1 824.60
42+00	C.2.3 / 30		F.0.4 / 0 C.2.2 / 30	C.0.4 / 5	4.3 6.8 824.90
⊙	5.57	830.62	4.14	825.05	
43+00	C.2.5 / 30		F.0.2 / 0 C.2.3 / 30	C.0.9 / 5	5.4 7.9 825.20
44+00	C.2.6 / 30		F.0.3 / 0 C.2.1 / 30	C.1.4 / 5	5.1 7.6 825.50

17.6	17.6	17.6	17.6	16.7	16.4	17.2	17.5	17.4	15.7	16.4	15.3	15.2				
6.5 / 63	6.5 / 49	6.5 / 35	6.5 / 25	7.4 / 21	7.7 / 15	6.9 / 12	6.6 / 0	6.7 / 12	8.4 / 18	8.7 / 23	8.8 / 28	8.9 / 33	8.3 / 5			
17.9	18.0	18.1	17.8	17.1	16.8	17.8	17.9	17.7	16.7	15.7	15.8	16.1	16.0			
6.2 / 33	6.1 / 30	6.0 / 26	6.3 / 20	7.0 / 16	7.3 / 13	6.3 / 10	6.2 / 0	6.4 / 13	7.9 / 19	8.4 / 28	8.6 / 29	8.0 / 31	8.1 / 33	7.5 / 5		
18.9	18.7	18.8	19.0	18.5	18.3	18.1	18.4	18.3	19.1	17.5	17.7	18.0	17.7	17.8	18.1	
10.5 / 33	10.5 / 30	10.4 / 27	10.2 / 22	10.7 / 21	10.9 / 17	11.1 / 12	10.8 / 8	9.9 / 0	10.1 / 15	11.2 / 20	11.5 / 23	11.2 / 26	11.5 / 28	11.4 / 30	11.1 / 33	10.4 / 5
23.0	23.1	23.0	23.4	23.3	20.9	20.7	21.0	21.9	21.8	21.8	22.2	21.8	20.8	21.1	21.2	22.1	23.3
6.2 / 33	6.1 / 30	6.2 / 28	5.3 / 25	5.9 / 22	8.3 / 18	8.5 / 14	8.2 / 11	7.3 / 8	7.4 / 0	2.4 / 14	7.0 / 16	7.3 / 18	8.4 / 21	8.1 / 27	8.0 / 29	7.1 / 30	5.9 / 33	5.1 / 5
24.1	24.0	24.4	24.3	23.1	22.5	22.5	23.8	23.8	23.4	22.4	22.6	23.3	23.5	24.8				
5.1 / 33	5.2 / 30	4.8 / 27	4.9 / 21	6.1 / 19	6.7 / 16	6.7 / 12	5.4 / 9	5.4 / 0	5.6 / 17	6.8 / 21	6.6 / 26	5.9 / 29	5.7 / 30	4.4 / 33		
24.2	24.1	24.5	24.2	23.2	23.0	24.0	24.0	24.0	22.9	23.0	23.9	23.9	24.5			
5.0 / 33	5.1 / 30	4.7 / 26	5.0 / 22	6.0 / 17	6.2 / 11	5.2 / 7	5.2 / 0	5.2 / 19	6.3 / 22	6.2 / 26	5.3 / 29	5.3 / 30	4.7 / 33	3.9 / 5		
23.9	23.8	24.0	24.2	23.9	23.1	23.5	23.6	24.1	24.1	24.2						
5.3 / 33	5.4 / 30	5.2 / 20	5.0 / 10	5.3 / 0	5.1 / 20	5.7 / 22	5.6 / 26	5.1 / 28	5.1 / 30	5.0 / 33	4.7 / 5					
24.2	24.7	24.3	25.0	24.6	24.0	23.7	23.7	24.3	24.2	24.2	23.5	23.5	24.3			
4.3 / 33	4.5 / 30	4.9 / 27	4.2 / 23	4.6 / 19	5.2 / 16	5.3 / 13	5.7 / 9	4.9 / 6	5.0 / 0	5.0 / 19	5.7 / 21	5.7 / 23	4.9 / 27	4.6 / 30	4.7 / 33	4.0 / 5
24.7	24.7	25.0	24.8	24.0	24.0	24.6	24.5	24.3	24.0	23.9	24.5	24.6	24.5			
4.5 / 33	4.5 / 30	4.2 / 24	4.4 / 18	5.2 / 14	5.2 / 10	4.6 / 7	4.7 / 0	4.9 / 18	5.2 / 20	5.3 / 24	4.7 / 27	4.6 / 30	4.7 / 33	3.9 / 5		
25.3	25.2	25.1	24.3	24.1	24.1	24.9	25.2	25.0	24.8	24.1	24.3	25.0	25.0	25.2		
5.3 / 33	5.4 / 30	4.9 / 24	4.8 / 23	4.5 / 16	5.5 / 12	5.7 / 10	5.9 / 7	5.6 / 0	5.8 / 9	6.5 / 22	6.3 / 26	5.6 / 29	5.6 / 30	5.4 / 33	4.5 / 5	
25.6	25.6	25.3	26.0	25.9	25.5	24.1	24.0	25.8	25.2	25.3	24.6	24.4	25.1	26.0		
5.0 / 33	5.0 / 30	5.3 / 24	4.6 / 23	4.7 / 18	5.1 / 18	6.5 / 15	6.6 / 12	5.3 / 7	5.4 / 0	5.3 / 19	6.0 / 22	6.2 / 28	5.5 / 30	4.6 / 33	3.7 / 5	

Sta.	B.S.	H.I.	F.S.	Elev.	Grade
		830.62			
45+00	C.2.5 / 30		21 / 0	C.1.7 / 30	C.0.5 / 5	825.13	5.4 / 7.9
46+00	C.2.9 / 30		F.0.1 / 0	C.0.9 / 30	C.0.5 / 5	824.80	5.8 / 8.3
47+00	C.2.9 / 30		F.0.9 / 0	C.0.3 / 30	C.0.6 / 5	823.48	7.1 / 9.6
B.M.	4.76	826.00 ✓		9.47	821.24	821.24	
48+00	F.6.8 / 23.2		F.0.8 / 0	C.0.1 / 30	F.1.6 / 5	822.16	3.8 / 6.3
48+88.5=W. end Conc. I-Beam							
49+00						821.50	
49+18.5=E. end Conc. I-Beam							
50+00			F.0.6 / 0	F.0.4 / 13.6		821.50	4.5 / 7.0
51+00	C.3.5 / 30		F.0.7 / 0	C.2.3 / 30	C.1.0 / 5	821.50	4.5 / 7.0
52+00	C.3.4 / 30		F.0.6 / 0	C.3.6 / 30	C.1.7 / 5	822.13	3.9 / 6.4
53+00	C.2.4 / 30		F.0.3 / 0	C.2.1 / 30	C.0.2 / 5	822.75	3.2 / 5.7
B.M.			4.76	821.24			

25.1 25.2 25.2 24.4 23.3 23.4 25.1 25.1 25.0 24.7 24.8 24.4 24.4 24.3 25.3 ✓
5.5 / 33 5.7 / 30 5.7 / 25 5.2 / 18 7.3 / 14 7.2 / 9 5.5 / 4 5.5 / 0 5.6 / 21 5.9 / 22 5.8 / 27 6.2 / 29 6.2 / 30 6.3 / 32 5.3 / 33 4.9 / 5

25.2 25.2 25.3 25.1 24.0 23.7 24.8 24.7 24.7 24.2 23.6 23.7 24.6 ✓
5.4 / 33 5.4 / 30 5.3 / 27 5.5 / 17 6.6 / 13 6.9 / 8 5.8 / 3 5.9 / 0 5.9 / 20 6.4 / 24 7.0 / 27 7.4 / 30 6.0 / 33 5.3 / 5

24.7 23.9 23.6 22.8 21.4 20.8 20.6 22.7 22.6 22.6 21.0 21.0 21.3 23.6 ✓
6.4 / 33 6.7 / 30 7.0 / 28 7.8 / 23 9.2 / 19 9.8 / 15 9.8 / 12 7.9 / 6 8.0 / 0 8.0 / 19 9.4 / 21 9.6 / 26 9.3 / 30 7.0 / 33 6.5 / 5

⊗ on end S.E. Wing Conc. I-Beam Sta. 49+25

15.1 15.8 15.2 16.1 21.1 21.4 21.4 19.8 19.5 19.8 19.8 20.0 ✓
10.9 / 33 10.2 / 28 10.8 / 24 9.9 / 15 4.9 / 6 4.6 / 0 4.6 / 15 6.2 / 21 6.5 / 25 6.2 / 28 6.2 / 30 6.0 / 33 5.7 / 5

13.0 21.2 21.7 21.5 13.5
13.0 / 9 4.8 / 8 4.5 / 0 4.5 / 10 12.5 / 11 ✓

11.7 21.2 21.3 21.2 11.9
14.3 / 8 4.5 / 8 4.7 / 0 4.8 / 10 14.6 / 10 ✓

12.9 21.3 21.2 21.3 13.0
13.1 / 9 4.7 / 8 4.8 / 0 4.7 / 10 13.0 / 11 ✓

Edge Water 14.8 15.7 17.8 20.6 20.9 20.9 14.9 Edge Water ✓
11.2 / 22 10.3 / 16 8.2 / 12 5.4 / 8 5.1 / 0 5.1 / 13 11.2 / 24

23.3 22.5 17.3 17.2 17.3 19.8 20.8 20.8 20.8 19.6 18.6 21.0 21.3 21.8
2.7 / 33 3.5 / 30 7.7 / 23 8.8 / 20 8.7 / 16 6.2 / 12 5.2 / 8 5.2 / 0 5.2 / 13 6.4 / 16 7.4 / 24 5.0 / 28 4.7 / 30 4.2 / 33 3.5 / 5 ✓

23.8 23.0 20.4 19.1 19.1 21.5 21.5 21.2 20.3 20.2 22.6 23.2 22.9
2.2 / 33 3.0 / 30 6.6 / 26 6.9 / 21 6.9 / 16 4.5 / 10 4.5 / 0 4.5 / 13 5.7 / 16 5.8 / 22 3.4 / 27 2.8 / 30 3.1 / 33 2.2 / 5 ✓

22.8 22.7 22.2 20.8 20.8 21.7 22.7 22.5 22.7 21.5 21.5 22.3 22.4 22.4
3.2 / 33 3.3 / 30 3.8 / 26 5.2 / 25 5.2 / 19 4.3 / 14 3.3 / 9 3.5 / 0 3.8 / 12 4.5 / 15 4.5 / 17 3.7 / 25 3.6 / 30 3.6 / 33 3.0 / 5 ✓

⊗ on end S.E. Wing Conc. I-Beam Sta. 49+25

6/21/29 A.M. R.S.B. - C.J.C.
D.T.G - M.B.H.

Sta.	B.S.	H.I.	F.S.	Elev.	Grade
B.M.	7.12	828.36		821.24	
0+00 = Borrow Begins					
0+50					
1+00					
2+00					
3+00					
3+50 = Borrow Ends.					
B.M.			7.12	821.24	

John Burger Borrow Pit.
Prelim. X-Section

⊗ on End S.E. Wing Conc. I-Beam Sta. 49+25

23.4	23.6	24.1	22.1	21.3
5.0	4.8	5.3	6.3	7.1
0	16	32	42	50

23.4	23.4	23.5	23.4	23.2
5.0	5.0	4.9	5.0	5.2
0	13	30	42	50

23.6	23.3	23.4	23.2
4.8	5.1	5.0	5.2
0	13	32	50

23.7	23.4	23.4	23.4
4.7	5.0	5.0	5.0
0	16	35	50

23.5	23.1	22.8	22.6
4.9	5.3	5.6	5.8
0	18	35	50

20.8	20.1	19.7	19.5
7.6	8.3	8.7	8.9
0	18	35	50

6/28/29 A.M. D.S.B. D.T.G M.B.H.

Sta.	B.S.	H.I.	F.S.	Elev.
B.M.	1.65	824.77 ✓		823.12
36+00				
37+00				
38+00				
⊙	4.85	828.63 ✓	0.99	823.78 ✓
39+00				
39+62 = Extra Section & end Borrow.				

Borrow Pit Extention.

18.0	18.0	18.0	18.0	17.9 ✓
6.8	6.8	6.8	6.8	6.9
53	49	43	38	33
	19.0	18.8	18.8	18.7 ✓
	5.8	6.0	6.0	6.1
	53	47	40	33
	22.6	22.7	22.9	23.0 ✓
	5.2	2.1	1.9	1.8
	53	49	41	33
		23.6	23.8	24.0	24.1 ✓
		5.0	4.8	4.6	4.5
		53	47	40	33
			23.7	23.8	23.9
			4.9	4.8	4.7
			53	40	33

8/12/29 P.M. D.S.B. – C.J.C.
J.O.D. – K.H.K.

Sta.	B.S.	H.I.	F.S.	Elev.	4.18
B.M.	4.18	834.88 ✓		830.70 ✓	834.88
0+00					
+20 = Ditch begins on Rt.					
1+00					
2+00					
+12 = Add to Fill 14'x15'x1.7' = ℄ Drive Rt = 13 C.Y.					
3+00					
4+00					
+06 = Add to Fill 18'x14'x1.4' = ℄ Drive Rt. = 13 C.Y.					
5+00					
+25 = Ditch ends on Rt.					
5+40 +67 = ℄ Fill ends					
⊙	5.62	835.46 ✓	5.04	829.84 ✓	
5+75					
6+00					
6+79					
7+00					
+85 = Ditch begins on Lt.					
8+00 = Ditch begins on Rt. Also ℄ Fill begins					

Washburn – Gilbertville Co. Rd.
Final X-Sections.

Fin. Rd = 21.8

⊙ on N. E. Corner School-house Step in Washburn Sta. +87 +30

29.4	29.9	30.1	30.6	30.1	29.3	29.3	29.2
5.3	5.0	4.2	4.8	4.2	5.6	5.6	5.7
14	15	12	0	32	36	40	44

29.4	29.4	29.8	29.2	28.2	27.9	28.0	30.2
5.5	5.5	5.1	5.7	6.7	7.0	6.9	4.7
26	15	0	15	18	23	28	30

29.0	28.4	28.7	28.9	28.8	27.6	27.3	27.2	28.9
5.9	6.5	6.2	6.0	6.5	7.3	7.6	7.7	6.0
29	18	13	0	14	16	22	28	30

28.5	28.5	28.4	28.4	27.2	27.1	26.9	28.2
6.7	6.4	6.3	6.7	7.7	7.8	8.0	6.7
27	14	0	14	17	23	28	30

28.3	28.3	28.5	28.0	27.5	27.1	27.1	28.4
6.6	6.6	6.4	6.4	7.4	7.8	7.8	6.3
28	13	0	13	18	24	29	30

28.1	28.4	28.9	28.9	28.3	27.5	27.0	27.2	29.1
6.8	6.5	6.0	6.0	6.6	7.4	7.9	7.7	5.8
24	11	10	0	16	18	24	29	30

28.6	29.4	29.5	29.4	28.7
6.3	5.5	5.4	5.5	6.2
11	8	0	14	18

29.9
5.6
0

30.1
5.4
0

29.9
5.6
0

29.9
5.6
0

31.8	29.6	29.4	29.6	30.5	30.7	30.3	30.5	30.0	30.5
3.7	5.9	6.1	5.9	5.0	4.8	5.2	5.2	5.5	5.0
30	27	23	17	14	0	14	20	24	26

Sta.	B.S.	H.I.	F.S.	Elev.
		835.46		
9+00				
+12 = Add to Fill 14'x16'x1.9' = ℄ Drive Lt. = 16 c.y.				
10+00				
11+00				
11+50				
12+00				
+30 = Add to Fill 14'x14'x1.9' = ℄ Drive Rt. = 14 c.y.				
⊙	4.26	832.30 ✓	7.42	828.04 ✓
13+00				
+63 = Add to Fill 18'x16'x1.8' = ℄ Drive Lt. = 19 c.y.				
14+00				
15+00				
16+00				
+09 = Add to Fill 17'x17'x1.7' = ℄ Drive Lt. = 18 c.y.				
17+00				
⊙	5.39	827.39 ✓	10.30	822.00 ✓
18+00				
+25 = Ditch ends on Rt.				
19+00				

31.5 29.9 28.4 28.6 29.0 30.9 30.3 30.1 28.7 28.3 28.5 31.1
40 6.6 7.1 6.9 6.5 5.1 5.2 5.4 6.8 7.2 7.0 4.4
30 28 26 21 16 13 0 12 15 19 23 27

29.3 28.0 28.0 28.5 29.9 30.5 30.0 28.7 28.2 28.2 29.8
6.2 7.5 7.5 7.0 5.6 5.0 5.5 6.8 7.3 7.3 6.1
30 28 24 17 14 0 13 16 21 26 27

30.1 28.6 27.9 27.7 28.2 30.2 30.6 30.1 28.4 28.1 28.3 29.5 31.3
5.4 6.9 7.6 7.8 7.3 5.3 4.9 5.4 7.1 7.4 7.2 6.0 4.2
30 27 26 22 17 13 0 13 16 20 24 27 29

30.3 28.0 27.8 29.3 30.0 30.9 30.1 28.8 27.7 27.9 31.7
5.2 7.5 7.7 6.2 5.5 5.1 5.4 7.1 7.8 7.6 3.8
30 27 23 18 14 0 11 15 20 23 29

29.5 27.3 27.1 27.6 29.2 29.6 29.4 28.0 27.2 27.8 28.2 30.9
6.2 8.2 8.4 7.9 6.3 5.9 6.1 7.5 8.3 7.7 7.3 5.6
29 25 22 17 13 0 13 16 20 23 26 29

27.4 26.2 26.1 26.5 28.1 28.6 28.1 26.7 26.0 26.3 27.9
4.4 6.1 6.2 5.8 4.2 3.7 4.2 5.6 6.3 6.0 4.4
30 28 23 17 13 0 13 16 23 27 30

27.7 25.9 25.3 25.9 27.1 27.4 27.2 25.8 25.1 25.3 27.5
4.6 7.1 7.0 6.4 5.2 4.9 5.0 6.5 7.2 7.0 4.8
30 28 21 16 13 0 13 16 22 27 30

30.0 24.6 24.1 24.6 26.3 26.5 26.3 25.0 24.3 23.8 24.6 28.7
2.8 7.7 8.2 7.7 6.0 5.8 6.0 7.3 8.0 8.4 7.7 3.6
30 23 20 16 13 0 13 16 19 22 26 30

24.1 22.7 22.5 22.7 25.0 25.2 25.0 23.4 23.1 22.5 22.9 24.3 27.3
8.2 9.6 9.8 9.6 7.3 7.1 7.3 8.9 8.2 9.8 9.4 8.0 5.0
30 28 23 21 17 0 13 16 18 23 27 30 32

21.8 20.4 20.2 20.8 23.9 24.2 23.9 21.5 20.9 20.6 22.0
10.5 11.9 12.1 11.5 8.4 8.1 8.4 10.8 11.4 11.7 10.3
30 28 24 18 12 0 14 19 24 28 30

21.6 19.7 19.5 19.9 23.1 23.2 23.2 20.1 19.6 19.6 20.9
9.8 11.7 11.9 11.5 8.3 8.2 8.2 11.5 11.9 11.8 10.5
30 27 21 15 10 0 14 18 22 30 30

21.0 19.1 18.8 19.3 19.6 22.8 22.5 22.3 19.3 18.4
6.4 8.3 8.6 8.1 7.8 5.2 4.9 5.1 8.1 9.0
30 29 21 23 17 12 0 13 18 24

Sta.	B.S.	H.I.	F.S.	Elev.
		827.39		
20+00				
+50 = Ditch ends on Lt.				
21+00				
+85 = Channel Change begins on Lt.				
22+00				
23+00				
⊙	4.82	825.75 ✓	6.46	820.93 ✓
24+00				
25+00				
26+00				
27+00				
28+00				
29+00				
⊙	6.97	825.30 ✓	7.42	818.33 ✓
30+00				
31+00				

| | | | |

Sta.	B.S.	H.I.	F.S.	Elev.
		825.30		
32+00				
33+00				
B.M.	2.10	825.23	2.25	823.05 ✓ 823.13 ✓
33+13				
33+28				
33+43.5				
34+00				
35+00				
36+00				
37+00				
+40 = Ditch begins on Rt.				
38+00				
+27 = Add to Fill 19'x16'x1.9' = ¢ Drive Rt. = 21 Cu.y.				
⊙	7.38	829.47	3.14	822.09
38+65				
39+00				
+48 = Borrow ends on Lt. Also ditch end.				

16.3	15.6	15.0	14.0	13.7	14.7	14.7	15.8	20.0	20.4	19.9	13.9	
9.0	9.7	10.3	11.3	11.6	11.1	10.6	9.5	5.3	4.9	5.4	11.4	
58	53	46	43	39	33	28	20	12	0	13	24	
17.9	16.0	14.9	14.2	13.4	13.1	13.4	14.0	14.0	19.5	19.5	20.8	20.7	20.2	13.1
19	9.3	10.4	11.1	11.9	12.2	11.9	11.3	11.3	5.8	5.8	4.5	4.6	5.1	12.2
53	50	48	45	40	34	29	23	20	20	18	15	8	13	22

Nail in S. Conc. Hdr. Conc. Culv. Sta. 33+28

20.5	20.8	20.2
4.7	4.3	5.0
15	8	15

20.7	20.8	20.2
4.5	4.4	5.0
15	8	15

20.5	20.8	20.2
4.7	4.4	5.0
15	8	15

16.1	17.9	16.1	15.2	15.8	16.0	16.1	16.8	20.0	20.4	20.1	16.3	
7.1	7.4	9.1	10.0	9.4	9.2	9.1	8.3	5.2	4.8	5.1	8.9	
53	52	51	46	40	31	24	18	13	0	14	21	
16.5	16.3	16.0	16.0	16.4	16.0	15.4	15.4	14.9	15.8	19.8	20.1	20.0	15.9
8.7	8.8	9.2	9.2	8.8	9.2	9.5	9.8	10.3	9.4	5.3	5.1	5.2	9.3
51	49	48	42	36	34	31	27	22	18	13	0	14	20
17.9	16.0	16.0	16.2	15.1	15.6	15.1	18.3	16.0	19.9	20.3	20.2	16.6
7.3	9.2	9.2	9.1	8.5	9.7	10.1	9.9	9.2	5.3	4.9	5.0	8.6
53	52	43	34	30	26	22	20	18	12	0	13	18
17.4	16.7	16.7	16.4	16.5	16.6	16.2	16.1	16.5	18.4	20.0	20.1	20.2	18.0
2.8	8.5	8.5	8.8	8.7	8.6	9.0	9.1	8.7	7.1	5.7	4.5	5.0	7.2
52	51	44	42	39	31	30	22	17	16	12	0	12	18
22.1	20.6	18.4	18.4	18.6	18.6	18.5	17.8	18.2	18.5	22.0	22.6	22.2	21.0	20.3	20.4	20.9	22.1
3.1	4.6	6.6	6.8	6.6	6.6	6.7	7.2	7.0	6.7	3.2	2.6	3.0	4.2	4.9	4.8	4.3	3.1
53	52	51	48	47	44	33	28	25	18	13	0	14	17	22	27	29	30
23.9	20.2	20.9	20.6	20.0	20.6	20.6	23.9	23.1	21.9	21.5	21.7	22.4	23.4
5.6	9.3	9.2	9.0	9.5	8.9	6.0	5.6	5.8	7.6	8.0	7.8	7.1	6.1
53	51	39	33	26	19	17	0	12	16	22	26	29	30
23.3	21.2	20.8	21.1	21.2	20.9	21.6	23.9	24.2	23.9	21.9	21.6	21.7	21.6	23.9
6.2	8.3	8.7	8.4	8.3	8.6	8.0	5.6	5.3	5.6	7.6	7.9	7.8	7.0	5.6
53	52	51	44	37	27	18	13	0	13	17	23	26	28	30

Sta.	B.S.	H.I.	F.S.	Elev.
		829.47		
40+00				
+45 = Ditch begins on Lt.				
41+00				
42+00				
+66 = Add to Fill 19'x16'x1.5' = ℄ Drive Rt. = 17 C.Y.				
43+00				
44+00				
⊙	3.10	829.44	3.13	826.34
45+00				
46+00				
+25 = Add to Fill 17'x16'x2.0' = ℄ Field Entr. Lt. = 21 C.Y.				
47+00				
+12 = Ditch ends on Rt. & Lt.				
48+00				
48+88.5				
49+00				
49+88.5				
B.M.			8.34	821.10	821.24

24.7	24.3	24.4	23.9	22.5	22.1	22.5	24.1	
5.3	5.2	5.1	5.6	7.0	7.4	7.0	5.4	
22	14	0	13	17	24	27	30	
24.8	22.7	21.9	22.7	22.5	24.3	24.1	24.3	22.6	22.2	22.1	23.2	24.6
4.7	6.8	7.6	7.3	7.0	5.2	4.8	5.2	6.9	7.3	7.4	6.3	4.9
31	29	26	23	17	13	0	15	18	23	25	29	30
24.7	22.0	21.8	22.8	24.5	24.9	24.6	22.7	22.2	22.8	24.5
4.8	7.5	7.7	6.7	5.0	4.6	4.9	6.8	7.3	6.7	5.0
31	27	23	16	12	0	14	18	22	27	29
25.1												
4.1	5.9	6.5	7.0	6.1	4.5	4.2	4.4	6.2	6.7	6.4	4.5	
30	28	26	22	15	12	0	14	18	24	29	30	
25.6	25.7	23.0	22.1	23.3	25.5	25.8	25.4	23.5	22.7	23.1	25.0	
3.9	5.8	6.5	6.8	6.2	4.0	3.7	4.1	6.0	6.8	6.4	4.5	
29	26	25	21	16	12	0	14	18	24	28	30	
25.2	23.2	22.7	22.3	22.8	24.8	25.2	24.9	23.0	22.8	22.9	24.3	
4.8	6.2	7.2	7.1	6.6	4.6	4.2	4.5	6.4	6.6	6.5	5.1	
30	28	25	22	17	13	0	13	18	24	29	30	
25.1	23.0	22.2	22.5	23.1	24.6	24.9	24.6	22.6	22.0	22.7	23.3	
4.3	6.4	7.2	6.9	6.3	4.8	4.5	4.8	6.8	7.4	7.2	6.1	
30	28	25	19	16	13	0	13	18	22	27	29	
23.7	22.1	21.3	21.0	21.5	23.6	23.6	23.2	21.7	21.0	20.5	21.2	
5.7	7.3	8.1	8.4	7.9	5.8	5.8	6.2	8.2	8.4	8.9	8.2	
28	27	25	22	18	13	0	13	17	19	24	27	
15.5	22.0	22.0	22.0	20.4								
13.9	7.4	7.4	7.4	9.0								
22	13	0	14	18								
21.6	21.1	21.1										
7.8	7.7	8.3										
8	0	10										
21.4	21.6	21.0										
8.0	7.8	8.4										
8	0	10										
21.4	21.6	21.9										
8.0	7.8	8.1										
8	0	10										

⊠ on end S.E. Wing Conc. I-Beam Sta. 49+25

8/20/29 P.M. D.S.B. J.O.D. K.H.K.

Sta.	B.S.	H.I.	F.S.	Elev.	
B.M.	5.87	827.11		821.24	
50+00					
+60 = Add to Fill = 19'x18'x3.7' = ¢ Field Entr. Lt. = 47 c.y.					
+65 = Ditch begins on Rt.					
51+00					
52+00					
+24 = Ditch begins on Lt.					
18'x15'x2.4' = ¢ Field Entr. Lt. = 24 c.y.					
53+00 = Add to Fill 32'x13'x1.8 = ¢ Lane Rt. = 28 c.y.					
54+00					
⊙	3.05	828.09	2.07	825.04	
55+00					
55+45					
56+00					
+09 = Add to Fill 20'x15'x2.3' = ¢ Drive Lt. = 25 c.y.					
+39 = Ditch ends on Lt.					
57+00 = " begins on Lt.					
B.M.	7.01	828.20	7.01	821.08	821.19
58+00					
58+50					
59+00					

⊗ on end S.E. Wing Conc. I-Beam Sta. 49+25

15.8	21.4	21.8	21.8	15.3
11.3	5.7	5.3	5.3	11.8
18	12	0	14	23

18.6	21.4	21.7	21.6	19.4	18.9	19.3	21.2
8.5	5.7	5.4	5.5	7.7	8.2	7.8	5.9
16	12	0	13	17	22	27	29

19.5	21.9	22.2	22.1	19.6	19.6	19.9	22.9
7.6	5.2	4.9	5.0	7.5	7.5	7.2	4.2
17	13	0	13	17	21	25	28

22.8	23.8	20.5	21.1	23.0	22.8	22.9	21.0	20.6	20.5	22.7
4.3	6.3	6.6	6.0	4.1	4.3	4.2	6.1	6.5	6.6	4.4
29	27	19	16	13	0	14	18	22	24	28

23.7	21.1	21.0	21.3	23.2	23.6	23.1	21.5	21.2	21.5	23.5
3.8	6.0	6.1	5.8	3.9	3.5	4.0	5.6	5.9	5.6	3.6
32	28	24	18	13	0	12	16	20	23	27

24.0	21.0	21.1	21.6	23.1	23.6	23.7	22.3	21.7	21.8	24.1
4.1	7.1	7.0	6.5	5.0	4.5	4.4	5.8	6.4	6.3	4.0
31	26	22	18	15	0	11	14	19	23	27

23.7	21.0	20.9	21.5	23.5	23.4	23.3	21.7	21.4	21.6	23.5
4.2	7.1	7.2	6.6	4.6	4.7	4.8	6.4	6.7	6.5	4.6
31	27	23	18	14	0	11	16	20	23	27

22.4	20.2	20.0	20.5	23.8	23.4	23.3	20.9	20.6	21.0	23.1
5.7	7.9	8.1	7.6	4.3	4.7	4.8	7.2	7.5	7.1	5.0
31	27	24	18	13	0	13	18	21	23	27

19.7	19.4	19.1	19.6	23.1	23.4	23.1	19.4	19.2	19.3	19.6
8.4	8.7	9.0	8.5	5.0	4.7	5.0	8.7	8.9	8.8	8.5
30	29	23	19	14	0	13	19	24	27	28

Spike in 10" Basswood S. Side Rd. Sta. 57+68

22.0	19.9	19.7	20.2	22.7	22.8	22.5	20.6	20.2	20.2	21.7
6.2	8.3	8.5	8.0	5.5	5.4	5.7	7.6	8.0	8.0	6.5
31	27	23	18	13	0	13	17	22	25	29

22.2	19.9	19.6	20.2	22.3	22.6	22.2	20.2	20.0	20.0	22.4
6.0	8.3	8.6	8.0	5.9	5.6	6.0	8.0	8.2	8.2	5.6
31	26	23	18	13	0	13	18	22	25	30

21.8	19.6	19.6	20.1	22.0	22.4	21.8	20.2	19.8	19.9	22.9
6.4	8.6	8.6	8.1	6.2	5.8	6.4	8.0	8.4	8.3	5.3
31	27	23	17	13	0	14	17	21	20	30

Sta.	B.S.	H.I.	F.S.	Elev.
		828.20		
60+00				
61+00				
+21 = Add to Fill 22'x18'x1.9' = ± Lane Lt. = 28 c.y.				
⊙	4.79	826.42	6.57	821.63
62+00				
63+00				
64+00				
65+00				
66+00				
+50 = Borrow begins on Rt.				
⊙	5.86	826.23	6.05	820.37
67+00				
68+00				
69+00				
70+00				
+67 = Borrow ends on Rt.				
71+00				

20.4	18.8	18.7	19.4	21.7	22.0	21.7	19.8	19.5	19.6	22.5
7.8	9.4	9.5	8.8	6.5	6.2	6.5	8.4	8.7	8.6	5.7
31	27	22	17	12	0	13	16	22	23	31
20.9	18.7	18.7	19.4	21.7	21.6	21.6	19.4	19.1	19.2	21.2
7.3	9.5	9.5	8.8	6.5	6.6	6.6	8.8	9.1	9.0	7.0
31	27	24	16	12	0	13	17	22	27	31
21.5	19.0	19.0	19.4	21.7	21.9	21.5	19.8	19.4	19.7	22.4
4.9	7.4	7.4	7.0	4.7	4.5	4.9	6.6	7.0	6.7	4.0
31	26	22	16	12	0	13	17	22	27	31
19.6	18.3	18.3	18.8	21.0	21.5	20.9	19.3	18.7	19.1	21.9
6.8	8.1	8.1	7.6	5.4	4.9	5.5	7.1	7.7	7.3	4.5
30	27	24	17	13	0	13	16	23	26	32
20.1	18.4	18.4	19.1	21.0	21.1	20.8	18.9	18.3	18.5	20.9
6.3	8.0	8.0	7.3	5.4	5.3	5.6	7.5	8.1	7.9	5.5
30	28	23	18	13	0	13	17	23	27	32
20.6	18.4	18.6	19.1	21.1	21.1	20.8	19.1	18.4	18.6	19.6
5.8	8.0	7.8	7.3	5.3	5.3	5.6	7.3	8.0	7.8	6.8
30	27	21	18	14	0	14	17	23	27	30
19.0	17.6	17.8	18.2	20.6	20.9	20.6	18.6	18.0	18.0	18.9
7.4	8.8	8.6	8.2	5.8	5.5	5.8	7.8	8.4	8.4	7.5
30	28	24	18	13	0	13	17	23	28	30
19.5	18.3	18.2	18.7	20.5	20.8	20.5	18.2	18.2	18.4	18.7	18.4	18.4	18.7
6.7	7.9	8.0	7.5	5.7	5.4	5.7	8.0	8.0	7.8	7.5	7.8	7.8	7.5
32	31	26	19	13	0	13	18	27	50	57	66	72	73
19.5	18.2	19.1	18.8	20.9	20.9	20.7	18.7	18.7	18.9	19.0	19.1	18.9	18.8	19.3
6.7	8.0	8.1	7.4	5.3	5.3	5.5	7.5	7.5	7.3	7.2	7.1	7.3	7.4	6.8
31	29	24	17	13	0	13	16	26	38	49	56	67	71	73
19.9	18.7	18.6	19.0	21.2	21.2	20.7	19.2	18.9	19.2	19.7	19.6	19.2	19.6
6.3	7.5	7.6	7.2	5.0	5.0	5.5	7.0	7.3	7.0	7.0	6.6	7.0	6.6
30	28	24	19	12	0	12	17	26	30	41	58	72	73
21.0	18.9	18.8	19.4	20.9	21.1	20.8	19.2	18.9	19.7	20.0	20.1	19.8	20.2
5.2	7.3	7.4	6.8	5.3	5.1	5.4	7.0	7.3	6.5	6.2	6.1	6.4	6.0
30	29	22	17	13	0	13	16	24	29	41	58	72	73
22.9	19.5	19.2	19.7	21.1	21.3	21.1	19.9	18.9	19.3	22.4
3.3	6.9	7.0	6.5	5.1	4.9	5.1	6.8	7.3	7.1	3.8
31	26	21	16	13	0	12	16	22	25	30

Sta.	B.S.	H.I.	F.S.	Elev.
		826.23		
72+00				
⊙	3.66	825.68	4.21	822.02
73+00				
74+00				
75+00				
76+00				
77+00 = Borrow begins on Rt.				
B.M.	6.24	824.01	7.92	817.76
				817.77
78+00				
+85 = Ditch ends on Lt.				
79+00				
+06 = Borrow ends on Rt. = Also ditch ends on Rt.				
79+24 = Add to Fill 32'x21'x2.2' = ℄ Twp. Rd. S. = 55 C.Y.				
80+00				
81+00 = Ditch begins on Rt.				
+85 = Add to Fill 20'x16'x2.4' = ℄ Drive Rt. = 28 C.Y.				
82+00				
+15 = Ditch begins on Lt.				

22.5	19.7	19.5	20.2	21.3	21.5	21.2	19.7	19.3	19.5	20.1	22.9
3.7	6.3	6.7	6.0	4.9	4.7	5.0	6.5	6.9	6.7	6.1	4.0
30	28	21	16	13	0	13	17	22	25	27	30
22.1	19.3	19.1	19.7	20.9	21.1	21.1	19.5	19.1	19.1	21.3	
3.6	6.4	6.6	6.0	4.8	4.6	4.6	6.2	6.6	6.6	4.4	
30	26	21	16	13	0	12	16	21	27	30	
20.8	18.6	18.5	19.2	20.8	21.2	20.8	19.0	18.7	21.0		
4.9	7.1	7.2	6.5	4.9	4.5	4.9	6.7	7.0	4.7		
31	26	22	17	13	0	13	18	27	30		
20.0	18.5	18.6	19.1	20.6	21.0	20.4	18.9	18.6	18.7	20.0	
5.7	7.2	7.1	6.6	5.1	4.7	5.1	6.8	7.1	7.0	5.7	
30	26	21	17	13	0	13	17	22	27	30	
20.7	18.4	18.0	17.8	18.5	20.5	20.6	20.3	18.6	18.1	18.3	20.9
5.0	7.3	7.7	7.9	7.2	5.2	5.1	5.4	7.2	7.6	7.4	4.8
30	28	26	23	17	12	0	14	18	23	28	30
17.8	16.9	17.0	17.6	19.9	20.0	19.7	17.6	17.3	18.3	18.7	18.5
7.9	8.8	8.7	8.2	5.8	5.7	6.0	8.1	8.4	7.4	7.0	7.2
29	27	22	16	12	0	14	19	23	30	43	50
18.3	18.2	18.3	18.2	18.3							
7.4	7.5	7.4									
59	62	63									

Spike in 24" Maple S. Side Rd. Sta. 79+50

18.2	16.2	16.0	16.6	19.1	19.6	19.2	16.6	16.4	17.3	17.6	17.8	17.9	18.4
5.8	7.8	8.0	7.5	4.9	4.4	4.8	7.4	7.6	6.7	6.4	6.2	6.1	5.6
30	28	24	17	13	0	13	18	29	38	43	50	54	62
19.1													
4.7													
63													

16.0	18.9	19.2	18.8	16.7	15.9	16.6	17.0	16.9	17.0	17.5	18.1
8.0	5.1	4.8	5.2	7.3	8.1	7.4	7.0	7.1	7.0	6.5	5.9
16	13	0	14	19	27	37	50	52	60	61	62

15.1	19.0	19.2	19.0	18.5	17.4
8.9	5.0	4.8	5.0	5.5	6.6
16	11	0	16	29	50

15.1	15.9	18.4	19.2	19.9	16.0	15.2
8.9	8.1	5.8	4.8	5.1	8.0	8.8
17	15	11	0	14	18	20

15.1	18.7	19.2	19.0	16.2	15.8	15.9	16.1	
8.9	5.3	4.8	5.0	7.8	8.2	8.1	7.9	
20	14	0	13	17	22	28	29	

16.5	18.9	19.3	19.0	16.8	16.5	16.3	17.2
8.5	5.1	4.7	5.0	7.2	7.5	7.7	6.8
18	13	0	13	17	23	28	29

Sta.	B.S.	H.I.	F.S.	Elev.
		824.01		
83+00				
⊙	6.65	825.20	5.46	818.55
84+00				
85+00				
86+00				
87+00				
88+00				
+75 = Borrow begins on Rt.				
89+00				
⊙	4.62	824.94	4.88	820.32
90+00				
91+00				
+33 = Add to Fill 22'x15'x3.0' = ℄ Field Entr. Lt. = 37 C.Y.				
92+00				
+60 = Ditch ends on Lt.				
+73 = Ditch & Borrow ends on Rt.				
+88 = Add to Fill 19'x17'x3.0' = ℄ Drive Rt. = 36 C.Y.				
93+00				
93+50				

17.6	19.4	18.8	16.2	18.9	19.5	18.8	16.8	16.1	16.5	17.9							
6.4	8.1	8.2	7.8	5.1	4.7	5.2	7.2	7.9	7.5	6.2							
30	28	24	17	13	0	12	16	23	29	30							
19.0	16.3	16.5	16.9	16.7	19.1	19.5	19.2	16.8	16.8	16.3	16.8	17.8					
6.2	8.9	8.7	8.8	8.5	6.1	5.7	6.0	8.4	8.9	8.7	8.4	7.4					
30	29	26	23	18	14	0	13	17	24	28	29	30					
20.6	18.5	17.6	17.6	18.0	19.7	19.9	19.9	17.6	16.8	16.9	17.4	19.2					
4.7	6.7	7.6	7.6	7.2	5.3	5.3	5.3	7.6	8.4	8.3	7.5	6.0					
30	28	26	20	17	12	0	12	17	23	28	29	30					
21.0	18.4	17.6	17.8	18.2	19.9	20.1	19.6	18.1	17.6	17.6	18.5	20.3					
4.2	6.8	7.6	7.4	7.0	5.3	5.1	5.6	7.1	7.6	7.6	6.7	4.9					
30	27	24	18	16	11	0	13	19	22	27	28	30					
20.1	17.9	17.7	18.4	20.0	20.1	19.7	18.1	17.5	17.6	18.0	19.8						
5.1	7.3	7.5	6.8	5.2	5.1	5.5	7.1	7.7	7.7	7.2	5.4						
30	27	21	15	12	0	13	16	22	27	28	30						
20.3	17.0	17.8	18.4	19.8	20.0	19.8	18.1	17.5	17.9	19.6							
4.9	7.2	7.4	6.8	5.4	5.2	5.4	7.1	7.7	7.3	5.6							
30	27	23	16	13	0	12	16	22	28	30							
19.8	17.9	17.7	18.2	20.0	20.0	19.9	18.1	17.4	18.0	18.3	18.4	18.7	18.9	18.8	17.8	18.0	
5.4	7.3	7.5	7.0	5.2	5.2	5.3	7.1	7.8	7.2	6.9	6.8	7.0	7.3	7.4	7.4	7.2	
30	27	22	16	13	0	12	16	23	30	48	58	76	93	100	114	115	
20.1	17.9	17.2	18.2	20.1	20.4	19.8	17.6	16.6	17.4	18.0	18.1	17.8	18.5	18.4	18.7	18.9	19.5
4.8	7.0	7.7	6.7	4.8	4.5	5.1	7.4	8.3	7.5	6.9	6.8	7.1	6.6	6.5	6.2	6.0	5.4
30	27	23	17	13	0	12	17	28	29	50	63	77	96	100	108	114	115
20.8	18.1	17.7	18.2	19.9	20.5	20.7	19.4	17.0	17.8	18.4	18.6	18.3	18.4	18.9	19.3	19.5	19.7	20.2
4.1	6.8	7.2	6.7	5.0	4.4	4.7	7.5	7.9	7.1	6.5	6.3	6.6	6.5	6.0	5.8	5.4	5.2	4.7
30	26	24	18	14	0	13	19	25	36	46	56	67	72	86	100	110	114	115
20.4	17.8	16.5	16.3	16.7	19.8	20.1	19.9	16.8	16.6	16.9	17.7	18.0	18.0	18.4	18.7	18.6	18.8	19.0	19.0	19.2
4.5	7.1	8.4	8.6	8.2	5.1	4.8	5.0	8.1	8.3	8.0	7.2	6.9	6.8	6.5	6.2	6.3	6.1	5.9	5.9	5.3
30	28	26	24	18	13	0	12	18	25	33	40	47	61	74	89	93	100	105	114	115
14.6	19.9	20.7	19.9	16.4													
13.3	5.0	4.7	5.0	8.5													
22	13	0	13	23													
13.1	14.0	20.8	21.1	20.8	15.0												
11.8	10.9	4.1	3.8	4.1	9.9												
25	23	12	0	11	22												

Sta.	B.S.	H.I.	F.S.	Elev.	
		824.94			
93+81 = W. end Wood-pile Bridge					
94+17 = E. end Wood-pile Bridge					
B.M.	7.51	823.97	8.41	816.53	816.46
95+00					
+35 = Ditch begins Rt. & Lt.					
+85 = Add to Fill 19'x14'x2.2' = ℄ Drive Lt. = 22 C.Y.					
96+00					
97+00					
98+00					
99+00					
B.M.	4.68	823.36	5.30	818.67	818.68
100+00					
101+00					
102+00					
103+00					
104+00					

Spike in root of Willow S. Side Rd.

Spike in fence-post N. S. of R.R. Sta. 99+97

13.3	21.1	21.3	21.1	14.5							
11.6	3.8	3.6	3.8	10.4							
9.5	9.5	0	9.5	9.5							
13.8	21.0	21.2	20.9	14.3							
11.1	3.9	3.7	4.0	10.6							
9.5	9.5	0	9.5	9.5							
15.6	19.9	20.1	19.8	15.4							
8.4	4.1	3.9	4.2	8.6							
20	14	0	13	20							
17.7	16.4	16.1	16.0	16.5	18.8	18.8	18.6	16.3	16.0	16.0	16.5
6.8	7.6	7.9	8.0	7.5	5.2	5.2	5.4	7.2	8.0	8.0	7.5
30	29	28	25	19	14	0	13	16	23	28	29
19.1	17.3	16.5	16.4	17.0	18.7	19.0	18.6	17.2	16.6	16.5	17.4	19.3
4.9	6.7	7.5	7.6	7.0	5.3	5.0	5.4	6.8	7.4	7.5	6.6	4.7
30	28	23	23	18	14	0	13	17	21	27	29	30
19.2	16.5	16.3	16.9	18.8	19.1	19.0	16.9	16.3	16.6	18.9		
4.8	7.5	7.7	7.1	5.2	4.9	5.0	7.1	7.7	7.4	5.1		
30	27	24	18	13	0	13	17	22	27	30		
18.4	16.2	16.3	16.7	18.6	18.8	18.3	16.5	16.0	16.4	18.3		
5.6	7.8	7.7	7.3	5.5	5.2	5.7	7.5	8.0	7.9	5.7		
30	27	23	18	14	0	14	18	24	28	30		
18.0	15.7	15.9	16.5	18.0	18.4	18.1	16.2	15.7	15.8	16.2	17.7	
5.4	7.7	7.5	6.9	5.4	5.0	5.3	7.2	7.7	7.6	7.2	5.7	
30	28	24	19	14	0	14	18	23	28	29	30	
17.8	16.1	16.1	16.5	18.0	18.4	18.3	16.1	15.7	15.8	17.6		
5.6	7.3	7.3	6.9	5.4	5.0	5.1	7.3	7.7	7.6	5.9		
30	28	23	17	14	0	13	18	24	27	30		
18.1	16.1	16.0	16.6	18.1	18.4	18.2	16.2	15.9	16.1	17.8		
5.3	7.3	7.4	6.9	5.3	5.0	5.2	7.2	7.5	7.3	5.6		
30	27	23	17	14	0	13	17	24	28	30		
17.9	15.6	15.9	16.5	17.9	18.3	17.9	15.9	15.5	15.7	16.9		
5.5	7.7	7.5	6.9	5.5	5.1	5.5	7.5	7.9	7.7	6.5		
30	28	21	18	14	0	13	17	23	29	30		
16.9	15.4	15.4	15.8	18.0	18.1	17.7	15.5	15.0	15.1	15.9		
6.5	8.0	8.0	7.6	5.4	5.3	5.7	7.9	8.4	8.3	7.5		
30	28	24	18	14	0	14	18	24	29	30		

Sta.	B.S.	H.I.	F.S.	Elev.
		823.36		
105+00				
105+50				
106+00				
+72 = Add to Fill 19'x13'x2.0' = ± Drive Rt. = 18 C.Y.				
⊙	5.78	821.72	7.42	815.94
+15 = Borrow begins on Rt.				
106+50 = Add to Fill 20'x13'x3.2' = ± Field Entr. Lt. = 31 C.Y.				
107+00				
108+00				
109+00				
110+00				
111+00				
112+00				
⊙	8.02	825.05	4.69	817.03
113+00				
+55 = Wide Borrow ends on Rt.				
B.M.			3.43	821.62
114+00				
+55 = Ditch ends on Lt.				

| | | | |

Sta.	B.S.	H.I.	F.S.	Elev.
		825.05		
115+00				
+09 = Borrow ends on Rt				
115+48				
115+82				
116+00				
+40 = Borrow begins on Rt.				
117+00				
+10 = Ditch begins on Lt.				
118+00				
B.M.	9.04	822.39	11.70	813.35
119+00				
120+00				
121+00				
122+00				
+73 = Add to Fill 18'x17'x3.0' = ± Field Entr. Lt. = 34 c.y.				
123+00				
+053 Ditch ends on Lt				
+15 = Borrow ends on Rt.				
123+50				
+60 = Add to Fill 17'x17'x2.3' = ± Field Entr. Rt. = 24 c.y.				

11.9 20.1 20.3 20.0 12.4 11.8 13.5 13.8 13.7 12.1 11.8 12.1
13.1 4.9 4.7 5.0 12.6 13.2 11.5 11.2 11.3 12.4 13.5 12.9
24 12 0 17 25 29 34 38 45 57 61 63

13.8 21.1 21.2 21.1 13.7
11.7 3.9 3.8 3.9 11.5
9.5 9.5 0 9.5 9.5

821.2
21.4
25.3.9

11.6 21.0 21.2 21.0 11.4
13.4 4.0 3.8 4.0 13.6
9.5 9.5 0 9.5 9.5

13.5 21.6 21.2 20.9 10.4
11.5 3.7 3.8 4.1 14.6
27 18 0 12 24

13.4 14.7 18.5 19.9 11.3 10.8 11.6 11.9 11.6 11.0 11.0 10.2 09.6
11.4 7.3 6.5 7.1 13.7 14.2 13.4 13.1 13.4 14.0 14.0 14.8 15.4
22 16 0 12 24 30 53 65 73 96 100 109 122

14.8 13.7 12.7 12.9 15.7 16.1 15.5 11.4 11.3 11.6 12.9 12.8 12.9 13.4 12.9 12.7 12.7 12.4 13.6
10.2 11.8 12.3 12.1 9.3 8.9 9.5 13.6 13.7 13.4 12.1 12.2 12.1 11.6 12.1 12.3 12.3 12.6 11.4
26 24 21 16 12 0 14 21 25 28 29 48 63 69 77 92 100 131 132

Spike in Compost 5. Side Rd. Sta. 18+85

15.9 18.3 12.9 12.9 13.9 15.6 16.0 15.7 12.5 12.0 11.9 12.7 12.9 13.3 13.2 13.0 13.8
7.1 9.1 9.5 9.5 8.5 6.8 6.4 6.7 9.9 10.4 10.5 9.7 9.5 9.1 9.2 9.4 8.6
30 27 25 22 19 12 0 12 18 24 27 29 38 72 100 130 132

15.6 13.4 13.0 13.0 13.4 14.3 16.0 16.4 15.9 13.2 12.6 12.0 12.6 13.0 12.6 13.3 13.2 13.7
6.8 9.0 9.4 9.4 9.0 8.1 6.9 6.0 6.5 9.2 9.8 10.4 9.8 9.4 9.9 9.1 9.2 8.7
31 28 27 24 19 16 13 0 13 17 24 26 29 37 65 100 128 131

14.7 12.6 12.6 13.3 16.3 16.6 16.2 13.9 12.4 12.2 13.0 13.9 13.4 13.9 13.9 14.1 14.3 14.3 13.9 14.6
7.7 9.8 9.8 9.1 6.1 5.8 6.2 9.1 10.0 10.2 9.4 9.1 9.0 8.5 8.5 8.3 8.1 8.1 8.5 7.8
31 27 24 19 14 0 12 18 25 27 29 37 67 69 90 93 100 109 130 131

15.1 15.1 13.1 13.6 16.8 17.1 16.5 13.4 12.9 12.6 15.1 15.6 13.9 15.6 14.4 14.3 14.4 13.9 13.8 14.5
7.3 9.3 9.3 8.8 5.6 5.3 5.9 9.0 10.0 9.8 9.3 8.9 8.5 8.9 8.0 8.1 8.2 8.5 8.6 7.9
31 27 23 17 12 0 12 18 25 28 33 38 58 63 80 100 111 120 131 132

14.6 14.4 15.7 14.7 17.8 18.1 17.6 14.0 13.6 13.5 14.8 14.7 14.4 14.5 14.4 14.1 13.8 14.4
7.8 9.0 9.2 8.7 4.6 4.3 4.8 8.4 8.9 8.9 7.6 7.7 8.0 7.9 8.0 8.3 8.6 8.0
30 29 25 20 12 0 12 18 25 29 33 63 76 85 100 120 134 137

15.2 17.3 18.9 18.4 15.2 14.5 14.7 16.1
7.2 4.1 3.5 4.0 7.2 7.9 7.7 6.3
18 13 0 13 20 25 30 33

Sta.	B.S.	H.I.	F.S.	Elev.
		822.39		

124+00 = Ditch ends on Rt.

124+30

124+50 = Fill ends just W. of W.C.F.& N. Tracks.

+94 = Fill begins just E. of W.C.F.& N. Tracks

⊙	1.77	823.47	0.69	821.70

125+00

125+35

125+50

+60 = Add to Fill 38'x14'x2.2' = Street to Depot Lt. = 43 c.y.

+60 = Add to Fill 31'x25'x1.9' = ℄ Twp. Rd. Rt. = 54 c.y.

+85 = Ditches begin Rt. & Lt.

126+00

+33 = Add to Fill 16'x16'x2.4' = ℄ Drive Lt. = 23 c.y.

B.M.	4.72	823.41	4.72	818.75	818.69

+84 = Add to Fill 16'x16'x2.6' = ℄ Drive Lt. = 25 c.y.

127+00

128+00

+21 = Add to Fill 18'x17'x2.4' = ℄ Drive Lt. = 27 c.y.

+18 = Add to Fill 18'x16'x2.8' = ℄ Drive Rt. = 24 c.y.

129+00 = Ditch ends on Lt.

+18 = " " " Rt.

129+50

129+92.5

B.M.	4.72	818.69	

15.2 19.7 20.0 19.8 15.7 14.8 14.4 15.9
7.2 2.7 2.4 2.6 6.7 7.6 8.0 7.1
20 14 0 11 18 24 30 32

16.8 20.8 21.0 21.1 16.7
5.6 1.6 1.4 1.8 5.7
19 14 0 10 17

19.1 21.7 21.6 21.7 20.8
3.3 0.7 0.8 0.7 1.6
19 13 0 11 15

21.1 21.9 21.8 21.4 17.7
2.4 1.6 1.7 2.1 5.8
18 15 0 13 19

19.7 20.0 20.4 19.9 18.6
4.3 3.5 3.1 3.6 4.9
16 15 0 16 18

19.3 19.7 20.0 19.6 19.2 18.3 17.8
4.2 3.8 3.5 3.9 4.3 5.2 5.7
30 17 0 15 18 32 38

17.4 16.6 16.6 18.5 18.8 18.5 16.8 15.9 16.0 17.0 18.3
6.1 6.9 6.9 5.0 4.7 5.0 7.1 7.6 7.5 6.5 5.2
22 21 18 15 0 15 19 23 27 30 31

⊙ on S. edge Conc. Side-walk Sta. 126+00 N. Side Rd.

17.1 16.4 15.8 18.0 18.4 18.0 16.2 15.5 15.1 17.1
6.3 7.8 7.6 5.4 5.0 5.4 7.2 8.1 8.3 6.3
24 21 18 14 0 14 17 24 26 30

16.6 16.5 16.4 16.7 17.8 18.1 17.7 16.0 15.4 15.3 15.9 18.2
6.9 7.9 8.0 7.7 5.6 5.3 5.7 7.4 8.0 8.1 7.5 5.2
24 21 20 18 14 0 13 16 22 25 27 30

16.1 16.0 16.0 18.3 18.9 18.6 15.7 15.3 15.4 17.3
7.3 7.4 7.4 5.1 4.5 4.8 7.7 8.1 8.0 6.1
25 24 22 14 0 13 18 22 25 29

19.4 20.0 20.4 20.0 12.8
5.0 3.4 3.0 3.4 10.6
23 14 0 12 24

14.4 21.2 21.7 21.0 13.2
9.0 2.2 1.7 2.4 10.2
16 5 0 12 24

⊙ on S. edge Conc.-walk Sta. 126+00 N. Side Rd.

8/21/29 P.M. D.S.B. - C.J.C.
J.O.D. - K.H.K.

Sta.	B.S.	H.I.	F.S.	Elev.
B.M.	5.50	818.32		812.82
0+00 = Borrow begins				
0+50				
1+00				
1+50				
2+00				
+30 = Borrow ends.				
B.M.			5.50	812.82

Finished 3:00 P.M.

Distance from N.E. Cor. Borrow Pit to ℄ Rd. at sta. 128+50 = 380'

Washburn-Gilbertville Co. Rd.
Final X-Sections Borrow Pit South of West End of River Bridge at Gilbertville

Spike in root of Elm N.W. Cor. of Borrow Pit.

12.9	11.9	12.1	12.7	13.4	14.1	14.3	14.1	14.1	13.2	13.8	14.3
5.9	6.4	6.2	5.6	4.9	4.2	4.0	4.2	4.2	4.7	4.5	4.0
7	5	8	11	37	55	72	74	82	93	98	100
12.3	11.0	11.7	12.4	12.6	11.9	12.1	12.9	12.8	12.4	12.3	12.2	13.2
6.0	7.3	6.6	5.9	5.7	6.4	6.2	5.4	5.5	5.9	6.0	6.1	5.1
0	2	8	18	23	25	35	51	54	75	88	99	100
12.7	11.2	11.6	12.0	12.4	12.7	12.5	11.9	12.1	11.4	11.7	13.1
5.6	7.1	6.7	6.3	6.9	5.6	5.8	6.5	6.2	6.9	6.6	5.2
0	2	8	21	23	49	58	74	77	89	98	100
12.3	10.6	11.0	10.8	11.1	10.5	11.7	11.4	11.4	11.1	11.6	11.0	13.1
6.0	7.7	7.3	7.5	7.2	7.8	6.6	6.9	6.9	7.2	6.7	7.3	5.2
1	4	10	14	20	21	45	54	65	71	72	98	100
11.7	11.2	11.6	11.6	11.0	11.4	11.3	11.8	10.7	11.3	10.4	11.1	12.3
6.6	7.1	6.8	6.8	7.3	6.9	7.0	6.5	7.6	7.0	7.9	7.2	6.0
5	6	13	18	19	31	35	41	69	70	77	99	100

Sta.	B.S.	H.I.	F.S.	Elev.

8/20/29 P.M.

D.S.B.
J.O.D.
K.H.K.

Sta.	B.S.	H.I.	F.S.	Elev.
B.M.	7.08	828.32		821.24
0+00 = Borrow begins				
0+50				
1+00				
2+00				
3+00				
3+50 = Borrow ends.				
B.M.			7.08	821.24

John Burger Borrow Pit.
Washburn-Gilbertville Co. Rd.
Final X-Sections

⊗ on end S.E. Wing Conc. I.B. Begin Sta. 49+25

23.3 23.8 23.0 22.6 22.9 22.5 22.5 22.0 21.4
5.0/0 5.3/2 5.3/12 5.7/17 5.4/23 5.8/31 5.8/37 6.1/41 7.2/48 ✓

23.3 22.6 22.2 22.4 22.0 22.0 22.4 22.4 22.6 22.9 22.4 23.1
5.0/1 5.7/1 6.1/8 5.9/12 6.3/17 6.3/25 5.9/29 5.9/35 5.7/41 5.9/47 5.9/48 5.2/50 ✓

23.4 22.7 22.2 22.1 22.0 22.3 22.6 22.4 23.1
4.9/1 5.6/1 6.1/13 6.2/21 6.3/28 6.0/37 5.7/43 5.9/48 5.2/50 ✓

23.8 22.6 22.9 22.0 22.1 22.3 22.6 22.6 23.4
4.8/1 5.7/1 6.0/11 6.3/17 6.2/24 6.0/33 5.7/43 5.7/49 4.9/50 ✓

23.4 22.6 22.0 21.8 22.0 21.5 21.7 22.0 22.2 22.0 21.7 22.1 22.5
4.9/1 5.8/1 6.3/12 6.5/16 6.3/18 6.8/24 6.6/35 6.3/39 6.1/41 6.3/43 6.6/46 6.2/48 5.8/50 ✓

20.5 20.5 20.7 20.0 19.9 19.8 20.0 19.5 19.5
7.8/0 7.8/12 8.1/16 8.3/21 8.4/32 8.5/35 8.3/44 8.8/48 8.8/50 ✓

2655.00
42.62
2612.38

+42.62
2655.10
2697.72

38.2

125 +64.6
101 02.8
124 61.8

20325

1000+96.3